

High-accuracy inertial measurements with cold-atom sensors

High-accuracy inertial measurements with cold-atom sensors

Remi Geiger,^{1, a)} Arnaud Landragin,^{1, b)} Sébastien Merlet,^{1, c)} and Franck Pereira Dos Santos^{1, d)}
*LNE-SYRTE, Observatoire de Paris - Université PSL, CNRS, Sorbonne Université, 61, avenue de l'Observatoire,
 75014 Paris, France*

(Dated: May 11, 2020)

The research on cold-atom interferometers gathers a large community of about 50 groups worldwide both in the academic and now in the industrial sectors. The interest in this sub-field of quantum sensing and metrology lies in the large panel of possible applications of cold-atom sensors for measuring inertial and gravitational signals with a high level of stability and accuracy. This review presents the evolution of the field over the last 30 years and focuses on the acceleration of the research effort in the last 10 years. The article describes the physics principle of cold-atom gravito-inertial sensors as well as the main parts of hardware and the expertise required when starting the design of such sensors. It then reviews the progress in the development of instruments measuring gravitational and inertial signals, with a highlight on the limitations to the performances of the sensors, on their applications, and on the latest directions of research.

Keywords: Atom interferometry, cold atoms, inertial sensors, quantum metrology and sensing.

I. INTRODUCTION

Interferometry with matter waves nearly dates back to the first ages of quantum mechanics as the concept of matter waves played a key role in the development of the quantum theory, following the theoretical work of de Broglie in 1924 and the ensuing experiments of Davisson, Germer and Thomson with electron beams. Since then, performing interference experiments with various types of matter-waves has driven the efforts of several communities working with electrons, neutrons, atoms, molecules, or anti-matter. The field of atom interferometry has developed rapidly with the advancement of atomic physics, which offers a high level of control and reliability to the experimental physicist. This degree of control has become even more impressive since the advent of laser cooling techniques in the 1980s, which enhance the wave nature of atoms by increasing their coherence length.

Since pioneering experiments in 1991¹⁻⁵, the field of atom interferometry has constantly grown, with an acceleration in the last 10 years. Cold-atom inertial sensors based on light-pulse atom interferometry have reached sensitivity and accuracy levels competing with or beating inertial sensors based on different technologies. Such sensors cover various applications ranging from geophysics and inertial sensing to metrology and tests of fundamental physics. Addressing these applications requires to constantly push further the performances of quantum sensors.

As of 2020, about 50 research groups worldwide are actively developing atom interferometers for different applications, and investigating techniques to improve the performances of cold-atom inertial sensors. Currently,

the research focuses on three main aspects:

1. pushing the performances of current sensors;
2. identifying new sensor architectures or generic techniques that can bring performance improvement or simplified architectures;
3. using atom interferometers for various fundamental and/or field applications.

Improving the performances of atom inertial sensors covers different aspects: their sensitivity, but also their stability, accuracy, dynamic range, compactness, transportability, ease-of-use and cost. While the first 20 years of research were essentially focused on sensitivity improvements and tests of fundamental physics in laboratory environments, more projects have started to address field applications. In particular, this is the case for inertial guidance, which requires at the same time high levels of stability, wide dynamic ranges and high sampling frequencies, compactness and robustness. For this field of application though, cold-atom sensors are not yet mature enough to compete with other technologies in all these aspects (e.g. ring laser gyroscopes for navigation). In that sense, the course for greater performance is, for example, at the core of the *Quantum Sensors and Metrology* pillar of the several quantum technology programs over the world.

Several reviews of the field have been published in the last 10 years: the review Ref.⁶ in 2009 presents the whole field of matter-wave interferometry and detailed some of the cold-atom inertial sensor developments; more recently, Ref.⁷ from 2014 presents the advancements related to atomic gyroscopes, and Ref.⁸ from 2016 presents the principle of inertial quantum sensors using light and matter and shows some examples; a perspective (Ref.⁹) published in 2019 presents the challenges required to bring atom interferometers out of the laboratory; the review in Ref.¹⁰ from 2018 presents in details the application of cold-atom sensors to tests of fundamental physics and search for new physics. At a more specialized level, some review articles address specific problems

^{a)}Electronic mail: remi.geiger@obspm.fr

^{b)}Electronic mail: arnaud.landragin@obspm.fr

^{c)}Electronic mail: sebastien.merlet@obspm.fr

^{d)}Electronic mail: franck.pereira@obspm.fr

linked to cold-atom sensors (e.g. the prospect of using atom-lasers as a source for atom interferometers¹¹), or specific applications (e.g. gravitational wave detection by atom interferometry^{12,13}). Two books, published in 1997 (Ref.¹⁴) and 2014 (Ref.¹⁵) gathering specialized contributions from experts in the field allow to catch in more details the various techniques and applications. To avoid overlap with these contributions and address a general audience, we focus here on cold-atom sensors aiming at measuring inertial signals, with the aim to present an exhaustive and up-to-date view of the field, including both physical and system engineering aspects. Trapped-atom (including optical-lattice-based) interferometers, which represent an interesting perspective for both fundamental studies and miniaturized sensors, but yet not competitive in terms of sensitivity and accuracy, are also not described in details here (see for instance the recent review of Ref.¹⁶).

This article is organized as follows. In section II, we present the principles of light-pulse atom interferometry which are generic to the different sensor architectures described in this review. We explain the main limitations to the sensitivity which drive the design of instruments. Section III presents the most important elements of hardware common to any cold-atom inertial sensor. Section IV shows the developments of cold-atom gravimetry and its applications. Section V focuses on the research on accelerometers and gyroscopes as the potential building blocks of future inertial navigation systems. Section VI briefly presents for completeness an overview of other inertial measurements performed with cold-atom sensors, such as measurement of recoil velocities, prospects for gravitational wave detection or tests of the weak equivalence principle. Section VII describes the latest atomic physics techniques under study in academic laboratories to improve the performances of cold-atom inertial sensors. After the conclusion of the review, a list of summary points highlights the most important ideas of the article and appendix A presents an up-to-date list of the different research groups actively working in the field of cold-atom inertial sensors.

II. PRINCIPLE

In this section, we explain the basic principle of light pulse interferometry with cold atoms, from the description of the light pulse beamsplitters to the creation of an atom interferometer.

We consider here the case of beamsplitters based on two photon transitions, such as based on stimulated Raman transitions or Bragg diffraction, the later being a degenerated case of the former. It represents the vast majority of atom interferometers, because it allows at the same time for very high sensitivities and accuracies, for a good compromise in terms of simplicity. Indeed, the use of optical transitions allows for both a large velocity transfer to the atom (of the order of the cm.s^{-1}) needed for the sensitivity, and a very good control of the diffraction process, required for the accuracy. Furthermore, the use of two-photon transitions releases the constraint on

the control of the optical phase of the lasers used in the beamsplitters, as only the phase difference between the two laser beams needs to be controlled at first sight.

In the case of Raman transitions, the atoms interact with two counter-propagating lasers, of angular frequencies ω_1 and ω_2 and wavevectors \vec{k}_1 and \vec{k}_2 . These two light fields are detuned from a strong electronic transition (typically a few hundreds of MHz to a few GHz away from the D_2 line of alkali atoms) but their frequency difference matches the energy difference between two fundamental atomic states $|1\rangle$ and $|2\rangle$, which are then coupled by the light fields in a so-called lambda scheme (Fig.1.a). Atoms initially in the state $|1\rangle$ will absorb a photon in the laser 1 and de-excite by stimulated emission of a photon in the laser 2, ending up in the state $|2\rangle$. Conservation of momentum implies that the two coupled states differ in momentum by the momentum transfer $\hbar(\vec{k}_1 - \vec{k}_2) = \hbar\vec{k}_{\text{eff}}$. The process being coherent, the system undergoes Rabi oscillations, such that by adjusting the duration and Rabi frequency of the laser pulses, one can prepare the state of an atom in a superposition of the two coupled states with controlled weights. In particular, a so-called $\pi/2$ pulse acts as a matter wave beamsplitter, placing an atom in a balanced 50/50 superposition of the two couple states. A twice longer pulse is a π pulse, which swaps the two states, acting as a mirror for the matter wave.

In the simplest case, a sequence of three $\pi/2 - \pi - \pi/2$ pulses (of duration $\tau - 2\tau - \tau$ for a constant Rabi frequency), separated by free evolutions times $T - T$ then realizes the atom interferometer displayed in figure 1.b. There, the three pulses act as beamsplitters and mirrors, separating, redirecting and recombining the two partial wavepackets. This interferometer geometry is most often referred to as a Mach-Zehnder interferometer due to its analogy with the latter optical interferometer.

The populations in the two output ports of the interferometer are measured using a state selective fluorescence detection¹⁷. One finally derives out of these two populations (N_1, N_2) the transition probability $P = N_1/(N_1 + N_2)$. As in any other two-wave interferometer, it is given by $P = P_0 + C/2 \times \cos(\Delta\Phi)$, where C is the interferometer contrast and $\Delta\Phi$ the interferometer phase. This phase is the difference between the phases accumulated by the atomic wavepackets along the two arms of the interferometer.

At the laser pulses, the phase difference between the counter-propagating lasers ϕ gets imprinted onto the atomic wavefunctions, so that in the end, the interferometer phase shift is given by a linear combination of the lasers phase difference ϕ at the three pulses^{18,19}:

$$\Delta\Phi = \phi_1 - 2\phi_2 + \phi_3. \quad (1)$$

For free falling atoms, this leads to

$$\Delta\Phi = -\vec{k}_{\text{eff}} \cdot \vec{a}T^2 + \vec{k}_{\text{eff}} \cdot (2\vec{\Omega} \times \vec{v})T^2, \quad (2)$$

where \vec{a} and $\vec{\Omega}$ are respectively the acceleration and the rotation rate of the experiment with respect to a reference frame defined by the purely inertial motion of the atoms. This dependence to inertial forces allows one to actually realize sensitive and absolute atom interferometry based

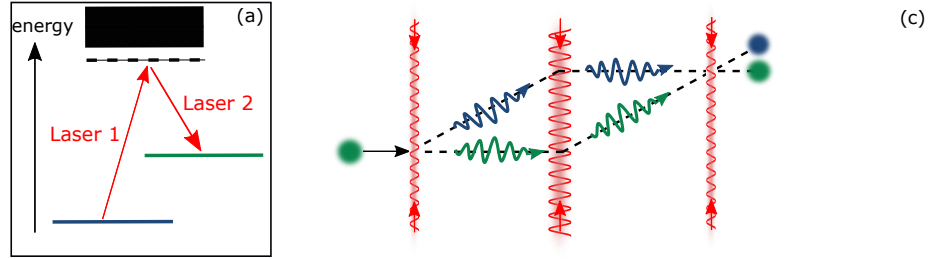


Figure 1. **Principle of a light-pulse cold-atom inertial sensor.** (a) Three-level atom coupled to two counter-propagating laser beams. The atom is subject to a stimulated two-photon process (Bragg or Raman) by absorption of a photon from laser 1 and stimulated emission of a photon in the mode of laser 2. This level diagram is typical of alkali atoms with two hyperfine ground states and an excited state manifold from which the two lasers are detuned in frequency by Δ . The transition between states is accompanied by a change of momentum given by $\hbar(\vec{k}_1 - \vec{k}_2) \equiv \hbar\vec{k}_{\text{eff}}$. (b) A sequence of three light pulses allows to split, deflect and recombine the atomic waves to form an atomic Mach-Zehnder interferometer. The detection of the atom state at the output yields the atomic interference which is modulated by the difference of phase along the two arms. (c) Example of arrangement of the laser beams in the vertical direction in which atoms are free falling.

inertial sensors: accelerometers and gyroscopes. Since it is possible to accurately set the parameters \vec{k}_{eff} , T and \vec{v} appearing in Eq. (2), AI sensors are absolute instruments. In addition, the ability to control these parameters makes the AI scale factor stable.

The intrinsic sensitivity of these sensors is limited by the noise on the measurement of the transition probability, and ultimately by the so-called quantum projection noise resulting from the projective measurements of the populations in the two ports of the interferometer²⁰.

III. SYSTEM ENGINEERING

The hardware common to all cold-atom inertial sensors consists of a vacuum chamber where the atoms are interrogated, a laser system required for cooling, manipulating and detecting them, an automatized control system to operate and interface the instruments, and some auxiliary instrumentation to stabilize the experiment. A general view of the different sub-systems is presented in figure 2.

A. Vacuum system and cold-atom source

At first, a sample of cold atoms is prepared in an Ultra-High Vacuum (UHV) chamber surrounded by magnetic shields, using standard laser cooling methods. The level of vacuum in the chamber must be below 10^{-9} hPa in order to be non limiting for the coherence of the system with atoms evolving freely during hundreds of ms. Such UHV level is reached with combinations of pumping technologies such as turbomolecular pumps during backing of the chamber, and getter and ion pumps after baking. Moreover, the vacuum chamber shall be made of non-magnetic materials (e.g. Titanium, aluminium, glass ...) in order to limit the magnetic field gradients which are a source of stray forces owing to the second

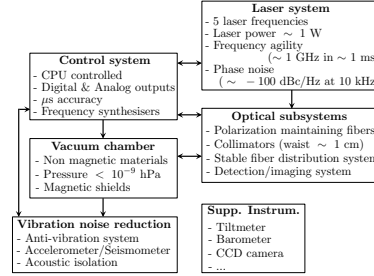


Figure 2. **Overview of the systems required in a cold-atom inertial sensor.** Each box represents a given sub-system with its main specifications or functions.

order Zeeman effect (for atom interferometers operating on transitions insensitive to the first order Zeeman effect). When metallic, the chambers are machined to accommodate typically a dozen of optical windows. They are interfaced with coils that generate magnetic fields: a magnetic gradient for the Magneto Optical Trap (MOT) phase and an homogeneous bias field for the interferometer itself. Most often alkali atoms are used, and a preferred choice is ^{87}Rb (interrogation wavelength on the D_2 line $\lambda = 780$ nm (Ref.²¹)). Loading of a 3 dimensional MOT directly from a background vapor²² or the intense flux of a 2D MOT²³ allows for gathering of order of 10^8 atoms in 100 ms. Deep molasses cooling allows reaching temperature close to the recoil limit of the order of $2 \mu\text{K}$. Atoms are then launched upwards in a fountain geometry²⁴, or simply released in free fall from the molasses²⁵. A sequence of microwave, pusher, and eventually Raman, pulses is then used to prepare the atoms

in a pure Zeeman insensitive $m_F = 0$ state, eventually with a narrower velocity distribution. This preparation phase reduces the sensitivity of the source to stray magnetic field fluctuations and increases the contrast of the interferometer, which is in general limited by the finite velocity spread of the source.

B. Laser system

Since cooling the atoms and manipulating their quantum state is performed with lasers, the optical system represents a key subsystem of a cold-atom inertial sensor. The choice of laser technology is intimately linked with the nature of the atom used. Since alkali atoms are widely used, in particular Rubidium and Cesium interrogated on their D_2 lines (respectively at 780 nm and 852 nm), semiconductor diode laser technology has been historically vastly deployed^{26,27}. But telecom based laser sources have also attracted a lot of attention owing to the presence of qualified components (e.g. for field or space applications). This technology leads to commercially available laser systems for cold-atom inertial sensor experiments. To get enough optical power, of order of hundreds of mW, fiber or semiconductor amplifiers are used. All lasers need to be precisely tuned to specific frequencies. This is realized using a number of frequency locking techniques: saturation spectroscopy in vapour cells, offset locks based on beatnote and acousto-optic modulation. In addition, Raman lasers need to be phase locked together.

The five optical frequencies needed to perform a cold-atom inertial sensor are represented in figure 3, for ^{87}Rb interferometers based on Raman transitions. A variety of different laser systems have been developed and published, with different number of lasers, ranging from five to only one, with designs constrained by the size, the final application, the measurement environment conditions and the evolution of technologies^{28–42}. Figure 4 displays a compact free space optical system and a complete architecture of a fibered optical bench which reached a Technology Readiness Level (TRL) of 4 (Ref.⁴³).

C. Optical subsystems

Optical collimators are needed to shape and route light beams from the laser system to the vacuum chamber. While only one collimator was used in Ref.⁴⁴ to realize all the functions of a gravimeter (trapping, interferometer and detection), most sensors actually use about ten collimators. When driving Raman transitions, the phase difference between the Raman lasers needs to be stable and well controlled, not only in time (which requires the two beams to be phase-locked), but also in space (same wavefront for both counterpropagating laser beams). It can be realized by shaping both beams together using a single common collimator and retroreflecting them on a common mirror). Special care has thus to be paid in the realization of this Raman collimator: most often fibered for better stability in direction and shape, with a large

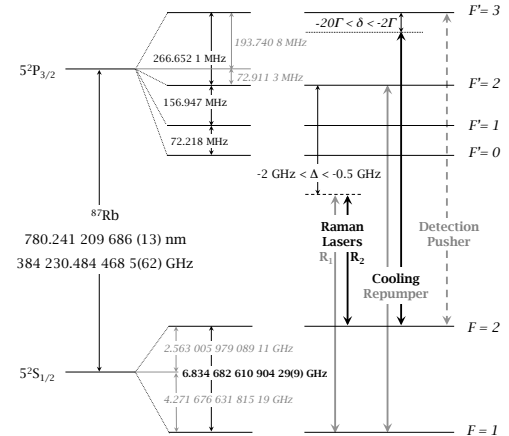


Figure 3. Level diagram of the ^{87}Rb D_2 line. The five laser frequencies required for cooling, detecting and manipulating the atoms with a stimulated two-photon Raman process are represented. Data reproduced from Ref.²¹.

beam waist for flat wavefronts (see part.IV D), with a well defined polarisation to maximize the coupling to the atoms and an intensity profile as flat as possible in order to keep the coupling homogeneous all along the atom trajectory. The retro-reflecting system, usually composed of a quarter-wave plate and a mirror, constitutes a key subsystem in order to achieve high accuracy: it defines the difference of phase between the incoming and retro-reflected laser beams which constitutes the reference for the acceleration measurement. A very high level of optical quality (in particular planeity) is thus required for this system (see part.IV D) in order to reduce the variation of phase difference between the two counterpropagating beams sampled at the three pulses. To keep any eventual residual bias due to such wavefront distortions stable, one needs stable atom trajectories. These are determined by the cloud temperature, its initial mean velocity and position in the beams, which can be stabilized by locking the optical powers of the molasses beams⁴⁵. Finally, the detection system which collects the fluorescence signals from the clouds needs to be homogeneous and symmetric in order to avoid asymmetry effects^{45,46}.

D. Control system

The automatized control of the apparatus, in particular of the laser system, shares the same constraints as typical atomic physics experiments: it requires tens of analog and digital outputs with temporal resolution below the μs , agile frequency synthesizers (RF and microwaves) and analog-to-digital converters. An important literature is available on the topic which is a key concern in experiments due to the rapid evolution of hardware control standards as well as operating system versions. We therefore refer the reader to the references in the most

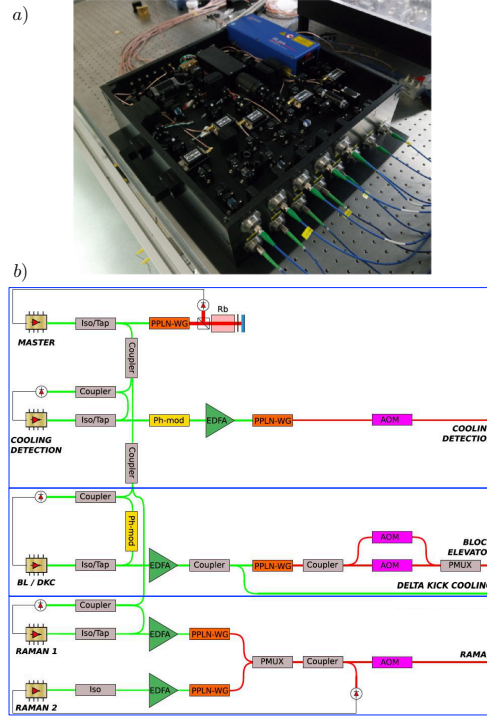


Figure 4. **Examples of laser system.** a) Photograph of a free space compact laser system. (Adapted with permission from X. Zhang *et al.* "Compact portable laser system for mobile cold atom gravimeters", *Appl. Opt.* **57**, 6545-6551 (2018) ©The Optical Society (Ref.³⁹)). b) Example of optical architecture for an industrial telecom-doubled based system; Iso/Tap: optical isolator with tap coupler, PPLN-WG: waveguide PPLN (Periodically Poled Lithium Niobate) crystal, Rb: Rubidium cell, Ph-mod: phase modulator, EDFA: Erbium-Doped Fiber Amplifier, AOM: Acousto-Optic Modulator, PMUX: polarization multiplexer. The upper part shows the master laser, followed by the cooling/detection laser. The bottom part shows the Raman lasers. The middle panel presents an optional system which allows to realize a Bloch elevator to launch the atoms and a delta kick collimator. (Adapted by permission from Springer Nature Customer Service Centre GmbH : Springer Nature, Eur. Phys. J. D, "A prototype industrial laser system for cold atom inertial sensing in space", R. Caldani *et al.* ©(2020), (Ref.⁴¹)).

recent publications or online materials on this subject, e.g. Refs. ⁴⁷⁻⁴⁹.

E. Vibration noise reduction

When increasing the interrogation time $2T$, vibrations of the platform become the dominant source of interferometer phase fluctuations, well above the intrinsic noise of the sensor which is mostly related to detection noise

and phase noise of the lasers. This constitutes an acceleration signal, which cannot be separated from the gravity acceleration. In practice, the aliasing of vibrations at frequencies higher than the sampling frequency constitutes the dominant limit for the gravity measurement. Already when $2T$ gets larger than a few ms, ground vibration noise will typically limit the sensitivity, to a level of $\sim 10^{-5} \text{ m.s}^{-2} \cdot \tau^{-1/2}$, so that the sensors need to be isolated and/or the vibrations measured to reject them. Different methods have been developed in order to reduce this noise source, which have to be adapted to the environmental conditions, being thus different for static sensors in a laboratory, transportable sensors in outdoor environment, and mobile sensors for onboard measurements. They rely on the use of isolation platforms, and auxiliary sensors like seismometers or accelerometers, eventually combined together, or on the development of better immune interferometer schemes⁵⁰.

IV. GRAVITY SENSORS

Gravity sensors are without any doubt the most emblematic inertial sensors based on atom interferometry. This stems from their relatively simple interferometer configuration, being a single axis vertical accelerometer, from their heritage, being one of very first demonstration of inertial sensing based on atom interferometry, and from the concrete application fields they address, in particular the field of geosciences.

A. Historical context

In their seminal paper¹, Kasevich and Chu used cold sodium atoms in an atomic fountain to realize the first demonstration of the 3-pulses atom interferometer based on Raman transitions, such as described in II. In this early demonstration, the authors anticipated that such sensors could compete with state of the art classical gravimeters, such as based on the precise tracking of a free falling corner cube by optical interferometry.

Remarkably, in the following years, the efforts of Chu's team made this claim become reality. A. Peters *et al* performed a very comprehensive metrological study of the performances, both in terms of stability and accuracy, of a second generation instrument based on Cs atoms^{51,52}. The stability reached a level as low as $23 \times 10^{-8} \text{ m.s}^{-2} \cdot \tau^{-1/2}$ measurement time, and a large number of systematic effects were studied, and evaluated with a combined uncertainty of $3.2 \times 10^{-8} \text{ m.s}^{-2}$. A direct side by side comparison with a commercial corner cube gravimeter, FG5 from the Microg solutions company⁵³, showed a 4 times better stability for the atom gravimeter, and agreement between the two determinations of g , within the combined uncertainty of $7 \times 10^{-8} \text{ m.s}^{-2}$. At the same time, pioneering works on atomic gradiometers, which are differential accelerometers, have been conducted in Stanford⁵⁴, and a few years later at LENS⁵⁵.

Early works on gravimeters have triggered a wealth of developments. Projects aiming at more compact and




Figure 5. **Cold atom gravimeters** a) Scheme of the Cs based Stanford setup, with all critical functionalities represented. (Reprinted from A. Peters *et al.*, "High-precision gravity measurement using atom interferometry", *Metrologia* **38**, 25-61 (2001) ©BIPM. Reproduced by permission of IOP Publishing. All rights reserved (Ref. ⁵²)); b) picture of the HUB gravimeter (Adapted with permission from C. Freier Ph.D. Thesis "Atom Interferometry at Geodetic Observatories, Humboldt-Universität zu Berlin (2017) (Ref. ⁵⁶)), using the same fountain configuration as in a) but with Rb atoms; c) picture of the SYRTE gravimeter, with its magnetic shields opened, which simply drops Rb atoms, (Adapted from A. Louchet-Chauvet *et al.*, "The influence of transverse motion within an atomic gravimeter", *New J. Phys.* **13**, 065025 (2011) (Ref. ⁵⁷)) d) scheme of a single beam gravimeter, (Adapted from Q. Bodart *et al.*, "A cold atom pyramidal gravimeter with a single laser beam", *Appl. Phys. Lett.* **96**, 134101 (2011), with the permission of AIP Publishing (Ref. ⁴⁴)).

transportable cold atom gravimeters started in the beginning of the 2000's, in particular at SYRTE⁵⁷ and HUB⁵⁸, and later by the AOSense company in the USA (Ref. ⁵⁹). Since then, the technology of atomic gravity sensors has considerably grown in maturity, as assessed by some major achievements, such as *i*) the participation since 2009 to CIPM Key Comparisons (KC) and Euramet comparisons of absolute gravimeters^{60–62}, in 2017, even if not included in the 3rd KC⁶³, four atom gravimeters developed in China^{39,64–66} have participated to the associated pilot study; *ii*) the demonstration of on board measurements, in a ship⁶⁷ and a plane⁶⁸ and *iii*) the industrial development and commercial product offer of atom gravimeters at a competitive level of performance⁶⁹. In total, about 30 research groups and private companies are today working on the development of atomic gravity sensors.

B. Principle of the gravity measurement

In a gravimeter configuration (Fig.1.c), the sensitivity to rotation, the second term of equation 2, is null as the two interferometer arms do not enclose any physical area. Raman transitions being velocity selective, one needs to chirp the frequency difference between the Raman lasers in order to compensate for the linear increase of the Doppler shift with time, and keep the three pulses on resonance. A frequency chirp $\delta\omega = at$ leads to an additional contribution in the interferometer phase given by aT^2 , which allows for scanning the interferometer phase in a perfectly controlled way and record a fringe pattern. This chirp induced phase compensates the gravity phase shift when it perfectly matches the Doppler shift: $a_0 = k_{\text{eff}}g$. This leads to a dark fringe in the interferometer pattern, whose position (as a function of the chirp rate a) does not depend on T . Indeed, in the reference frame

of the free falling atoms, the phase difference between the Raman lasers is fixed, without any acceleration. Precisely locating, and tracking, this fringe allows for measuring g via the relation $g = a_0/k_{\text{eff}}$, as well as its fluctuations, in terms of SI traceable frequency measurements. This gives to this kind of sensors their absolute character: they do not require calibration, but an accurate control and knowledge of the RF and laser frequencies involved in the measurement. Remarkably, the cold atoms themselves, being well shielded from environmental perturbations in the drop chamber, can be used to guarantee the control and knowledge of these frequencies⁶⁵.

C. Sensitivity limits

Typical interrogation times are in the range $2T = 100$ ms to 1 s, depending on the size of the drop chamber (from about 10 cm up to 10 m). As mentioned in part III E for increased T , parasitic vibrations limit the sensitivity. Different isolation methods have been used, based on springspring stabilization⁷⁰, or the use of passive isolation platforms²⁵, eventually combined with additional active stabilization feedback control^{71–75}, or the correlation of the interferometer phase with the remaining vibration noise measured by a classical sensor, either a seismometer⁷⁶, or an accelerometer⁷⁷. The latter method allows for correcting the interferometer phase, either via postcorrection²⁵, or feed forward compensation in real time on the Raman lasers phase difference⁷⁷. The latter scheme allows for operation without isolation platform⁷⁶, and for efficient hybridization of classical and atomic accelerometers⁷⁷. Figure 6 displays the amplitude spectral densities of vertical vibration noise measured on the ground and on such dedicated isolation platforms⁷¹. These methods enabled several teams to reach sensitivities below

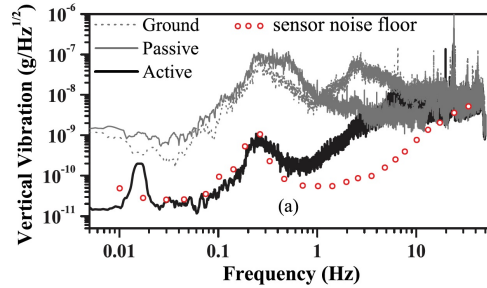


Figure 6. **Amplitude spectral densities of vibration noise measured on the ground and on isolation platforms.** Active isolation, based on sensing and actuation, allows to reach a level of vibration noise as low as the intrinsic noise of the sensor used for sensing. (Reprinted figure with permission from M.-K. Zhou *et al.*, Phys. Rev. A **86** 043630 (2012). ©2020 by the American Physical Society (Ref.⁷¹)).

$10 \times 10^{-8} \text{ m.s}^{-2}.\tau^{-1/2}$ (Refs.^{33,78-80}), even without isolation platform in quiet environment⁸¹, the record being held by HUST³³, with $4.2 \times 10^{-8} \text{ m.s}^{-2}.\tau^{-1/2}$.

Many other sources of noise impact the gravity measurements, such as related to the phase noise of the RF reference frequency oscillators, frequency, phase and intensity noise of the Raman lasers, and detection noise. Detailed analysis of these noise sources have been carried out, especially in Ref.⁵², and later in Ref.²⁵, where the exact transfer function of the interferometer to phase noise fluctuations, the so-called sensitivity function derived in Ref.⁸², was extensively used (with an extension to arbitrary pulse shapes presented in Ref.⁸³). These sources of noises can be reduced down to the mrad per shot level, well below the level of residual vibration noise, which still amounts to 10-100 mrad per shot, even with sophisticated vibration isolation schemes.

The situation is different for gravity gradiometers, for which vibrations are a common source of noise, which is thus rejected in the differential measurement⁵⁴. This allows in principle these sensors to approach their intrinsic limit which will be set by detection noise, and ultimately by quantum projection noise.

Best differential acceleration sensitivities of $3 - 4 \times 10^{-8} \text{ m.s}^{-2}.\tau^{-1/2}$ have been demonstrated with standard Raman interferometers^{84,85}. For baselines of 1.4 m along the vertical direction⁸⁴ and of 0.72 m along the horizontal direction⁸⁶, this corresponds to best demonstrated gravity gradient sensitivities of 28 and $59 \times 10^{-9} \text{ s}^{-2}.\tau^{-1/2}$.

D. Accuracy limits

High accuracy is another appealing feature of atomic gravity sensors. Their scale factor being tied to time and frequency is well defined, which brings intrinsic accuracy and long term stability to the sensors. Yet, a number of systematic effects do bias the measurement, which have to be well measured and/or modelled, in order to cor-

rect the gravity measurements. A first detailed analysis, though not completely exhaustive, of systematic effects was carried out in Ref.⁵².

In the three light-pulse interferometer geometry, the time spent by the atom in the two arms of the interferometer (i.e. in the two momentum and/or internal energy states) is the same, in contrast to a two-pulse Ramsey sequence. As a result, the interferometer is insensitive to frequency detunings of the Raman condition (including Doppler shifts). However, the interferometer is still sensitive to gradients of frequency detunings, which leads to a sensitivity to inhomogeneities of light shifts and magnetic field gradients. Remarkably, these shifts, as well as others related to electronic phase delays, can be efficiently eliminated via the so called k_{eff} reversal technique⁸⁷. Indeed, the interferometer can be realized with two different orientations of the k_{eff} wavevector (which corresponds to diffracting the initial wave packet upward or downward at the first beamsplitting pulse). This reverses the sign of the gravity phase shift, but not of the above mentioned systematic effects, so that averaging the g measurements over the two directions cancels them (this cancellation reminds the common mode rejection occurring in ring laser or fiber optics gyroscopes from the reciprocity of light propagation⁸⁸). Some other effects do remain, the most important being a second order light shift⁸⁹, the Coriolis acceleration⁵² and the effect of laser wavefront aberrations⁵⁷ represented in figure 7.

The first effect is related to the presence of the second pair of Raman lasers, which is frequency detuned by twice the Doppler shift, and results in a bias⁸⁹. The second-order light shift scales with the Raman coupling (i.e. laser intensity) and with the inverse of the doppler shift at the two $\pi/2$ Raman pulses. The effect is larger when dropping the atoms (small velocity at the first $\pi/2$ pulse) than when launching them upwards (large velocity). The second-order light shift is a drawback associated to the use of retro-reflected Raman lasers, which allows on the other hand for reducing the impact of wavefront distortions, as detailed later. However, since the effect scales with the laser intensity, it can be efficiently corrected by performing g measurements at different intensities.

The second is related to residual transverse velocities, which lead to Coriolis accelerations. At μK temperatures, atoms have residual velocities of order of cm.s^{-1} , which leads to Coriolis accelerations as large as 10^{-6} m.s^{-2} according to the second term of Eq. (2). The net effect results from the averaging of all possible atomic trajectories. This leads in principle to a cancellation of the effect, provided that this velocity distribution is symmetric and well centered around zero, and that atoms with different transverse velocities do perform the interferometer and are detected with the same efficiency, or at least symmetrically with respect to the center of the velocity distribution. In practice, residual asymmetries and geometrical effects, such as due to laser beams inhomogeneities and finite size of the detection zone, can compromise this cancellation⁴⁶. The effect can then be evaluated by performing gravity measurements with different orientations by rotating the experiment⁵⁷, the average between two opposite orientations allowing to cancel the

effect. An efficient alternative consists in counter rotating the experiment⁵² or more simply the retroreflecting Raman mirror^{90,91} in order to compensate for the Earth rotation and thus eliminate the phase shifts induced by Coriolis acceleration.

The third effect arises from the deviation of the Raman lasers wavefronts with respect to the ideally flat equiphase surfaces that act as a reference ruler used to measure the position of the free falling atoms at each of the three laser pulses. The required level of flatness is extremely demanding as a distortion as small as 0.1 nm corresponds to a Raman phase difference of about 1 mrad. The net effect results from the averaging of all possible trajectories, which samples differently the phase defects at each pulse. One can calculate that for the simple case of a curvature, and for an atomic temperature of 2 μ K, a wavefront flatness of $\lambda/300$ Peak to Valley over 1 cm is required to keep the error on the gravity measurement below 10^{-8} m.s⁻² (Ref.⁹²). This implies that already the Gaussian character of the Raman laser beams has an effect, so that large size beam of waists larger than 1 cm are required to reduce the effect of the residual curvature. Finally, this effect is the most important contribution in the accuracy budget of the most accurate gravimeters, with contributions, up to recently, of order of $3 - 4 \times 10^{-8}$ m.s⁻². To evaluate this effect, one can investigate its dependence when increasing the atom temperature⁶⁷, or when selecting the trajectories, either by truncating the detection area⁹³ or the size of the Raman laser beam⁹⁴. But, none of these methods allowed to evaluate the effect with a low enough uncertainty to make the accuracy of the atomic sensor better than the announced one of the best classical instrument, the FG5 (Ref.⁵³) or FG5-X (Ref.⁹⁵) corner cube gravimeters. A better method consists in extrapolating the bias to zero temperatures by performing g measurements as a function of decreasing temperatures. Such measurements, using ultracold atoms produced via evaporative cooling in a dipole trap, recently allowed for extracting a model of the wavefront and reducing the uncertainty of the wavefront aberration bias down to 1.3×10^{-8} m.s⁻² (Ref.⁹²).

E. Commercial instruments

Even though some of the best atomic instruments have demonstrated performances better than state of the art classical sensors, many of these devices are "laboratory sensors" in the sense that they mostly operate in laboratory conditions, with air conditioning system for example. This is enough for some applications, but not for on field measurements, for which instruments have to be robust, compact and easy to operate for non-physicist operators, and sustain large temperature and humidity changes. Some companies have embarked on this path. AOSense was formed in 2004 to spin-off innovative research developed at Stanford University and delivered its first commercial compact gravimeter to an aerospace customer in 2010. Since then, other companies, mainly in Europe have followed. They are listed in the tables pre-

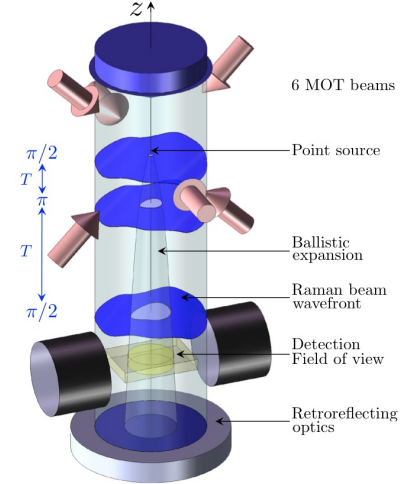


Figure 7. **Wavefront aberration effect.** (Adapted from R. Karcher *et al.*, "Improving the accuracy of atom interferometers with ultracold sources", New J. Phys. **20**, 113041 (2018) (Ref.⁹²)). Because of to their ballistic expansion across the Raman beam, the atoms sample at the three $\pi/2 - \pi - \pi/2$ Raman pulses different parasitic phase shifts related to wavefront distortions (displayed in blue as a distorted surface). This leads to a bias in the gravity measurement, resulting from the average of the effect over all atom trajectories, filtered by finite size effects, such as related to the waist and clear aperture of the Raman beam and to the finite field of view at the detection.

sented in the section A. One of them is the Muquans⁹⁶ company founded in 2011. Their products are the result of a long-term research effort initiated by SYRTE and LP2N. They have been developing commercial gravity sensors based on the simple architecture demonstrated in Ref.⁴⁴ and on the ease of use and robustness of fibered laser systems³⁰. First gravimeters have already been delivered to customers from the geophysics community⁶⁹.

F. Applications

Gravity sensors find applications in many fields, ranging from geophysics and geodesy, navigation, civil engineering and fundamental physics. So far, atom gravimeters have been mainly developed in or for laboratory-type environments, where they can reach excellent short term and long term stability, better than classical corner cube gravimeters^{33,79,80}. There, they allow for recording continuous series^{57,64,80}, a mode of operation usually restricted to relative, spring or superconducting, gravimeters. Figure 8 displays an example for such signal. Being accurate, they can be used as metrological standards in National Metrology Institutes, and thus participate to CIPM Key Comparisons^{60,62}. Other applications in the field of metrology are *i)* the precise determination of g

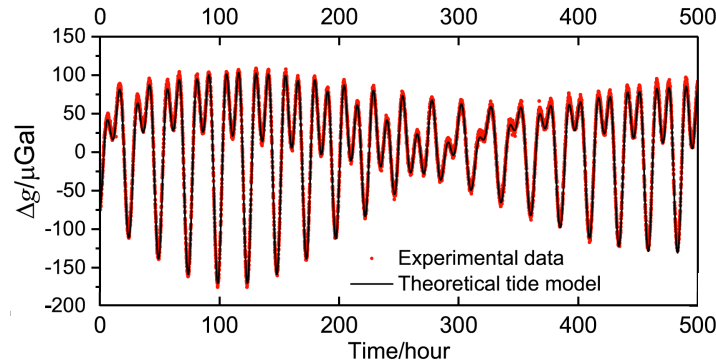


Figure 8. **Tide signals.** Example of NIM-AGRB-1 continuous gravity measurement over 20 days expressed in μGal ($1 \mu\text{Gal} = 10^{-8} \text{ m.s}^{-2}$). Each data point is a 3 min average. The quantum sensor sensitivity allows for measuring gravity changes due to tides, air pressure variations, polar motion, water table level fluctuations. (Adapted from S.-K. Wang *et al.*, "Shift evaluation of the atomic gravimeter NIM-AGRB-1 and its comparison with FG5X", *Metrologia* **55**, 360-365 (2018) ©BIPM. Reproduced by permission of IOP Publishing. All rights reserved (Ref. ⁶⁴)).

for Kibble balance experiments^{97,98}, which are now primary standards that realize the kilogram based on its new definition linked to the Planck constant^{99,100}, and *ii*) the determination of the gravitational constant G at the 10^{-4} level with gravity gradiometers^{101,102}.

To address wider applications, engineering and simplification efforts in the sensors or its key subsystems are made in order to allow performing measurements in more aggressive environments^{28,32,37,39,41,44,69,103–106}. Operation of gravity sensors on board a ship⁶⁷, and more recently in an aircraft⁶⁸, has been demonstrated, and gravity mapping have been performed in both cases, showing improved repeatability and lower uncertainties compared to classical marine gravimeters. Figure 9 displays such gravity mapping. Ongoing developments target the deployment of gravity sensors, for civil engineering applications¹⁰⁷, for natural risk management, with e.g. the installation of a commercial atom gravimeter on the Etna volcano¹⁰⁸, and for space geodesy missions^{109–115}.

V. INERTIAL SENSORS

A. Gyroscopes

Sensing rotations with an atom interferometer belongs to one of the pioneering experiments from 1991 which triggered the field of atom interferometry². In that study, a calcium atomic beam was excited in an optical Ramsey geometry¹⁷ on the intercombination line $^1S_0 \rightarrow ^3P_1$ ($\lambda = 657.46 \text{ nm}$). The whole atomic-beam apparatus was mounted on a rotational stage and could be rotated around a vertical axis perpendicular to the plane defined by the laser beams and the atomic beam and the authors observed a phase shift proportional to the rotation frequency of the apparatus. Differences between rotation rates of the order of 0.1 rad.s^{-1} could be resolved by the

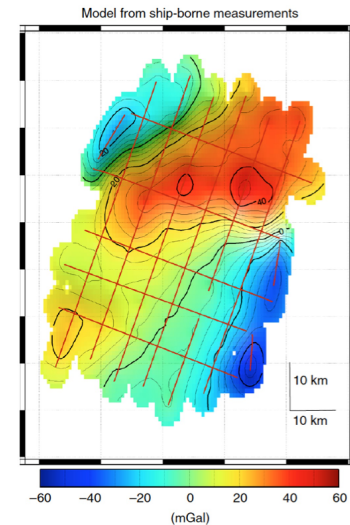


Figure 9. **Gravity anomaly model of Meriadzec terrace.** (Adapted from Y. Bidel *et al.*, "Absolute marine gravimetry with matter-wave interferometry", *Nat Commun* **9**, 627 (2018) (Ref. ⁶⁷)). Gravity is expressed in mGal ($1 \text{ mGal} = 10^{-5} \text{ m.s}^{-2}$). The model was obtained from ONERA ship-borne atom gravimeter measurements.

apparatus.

Following this proof-of-principle experiment, a few groups developed interferometers using atomic beams as rotation sensors. The most important achievements were from the Pritchard group at MIT in 1997¹¹⁶ using nano-fabricated gratings to realize beam-splitters and mirrors, and from the Kasevich group at Stanford^{117,118}

and Yale¹¹⁹ using stimulated two-photon Raman transitions as atom-optics. A review on the historical aspects of these developments is presented in Ref.⁷, which compares the performances of atomic beam and cold-atom based gyroscopes. While the short-term sensitivity of atomic beam interferometers still holds the record for atomic gyroscopes ($6 \times 10^{-10} \text{ rad.s}^{-1}$ at 1 s integration time) owing to the large atom flux¹¹⁹, achieving long-term stability levels competitive with those of other technologies (e.g. optical gyroscopes) was challenging. On the contrary, the use of cold-atoms leads to a reduced atom flux, which limits the short term sensitivity, but allows a better control of atomic trajectories which is advantageous to achieve better long term stability levels. We will therefore focus here on cold-atom based gyroscopes.

1. Rotation phase shift.

As explained in section II, a phase shift will appear in an interferometer where the atomic wavepacket moves with a velocity \vec{v} with respect to a frame rotating at an angular velocity $\vec{\Omega}$, given by

$$\Phi_{\text{rot}} = \vec{k}_{\text{eff}} \cdot (2\vec{\Omega} \times \vec{v})T^2, \quad (3)$$

where T is the time between the light pulses (Mach-Zehnder geometry assumed here). An argument which is often put forward to explain the potentially very large sensitivity of atomic gyroscopes compared to their optical counterparts is based on the expression of the phase shift of the Sagnac effect¹²⁰:

$$\Phi_{\text{rot}} = \frac{4\pi E}{hc^2} \vec{\Omega} \cdot \vec{A}. \quad (4)$$

In this expression, which ties to the (special) relativistic nature of the Sagnac effect (pointed out by von Laue¹²¹), E is the total energy of the particle associated with the interfering waves and \vec{A} is the oriented area-vector of the interferometer (the prefactor is $8\pi E$ in the case of a full loop interferometer¹²¹). In the case of non-relativistic atoms, $E \simeq mc^2$ is about 11 orders of magnitude larger than the energy $h\nu$ of a photon used in an optical gyroscope, yielding a much larger scale factor for atomic gyroscopes. This increase in scale factor has nevertheless to be confronted to the much larger photon flux and the larger area (e.g. in a fiber optic gyroscope) in optical interferometers. While this formulation helps in assessing the potential of an atomic gyroscope over an optical gyroscope, it can lead to controversies in interpretation on the actual origin of the phase shift (see, e.g. Ref.¹²²), which, as shown in section II solely originates from the sampling of the laser wavefront by the motion of the atomic wavepacket in the laser frame. The link between Eq. (3) and Eq. (4) is obtained by calculating the area of the interferometer given by

$$\vec{A} = \frac{\hbar \vec{k}_{\text{eff}}}{m} T \times \vec{v}T. \quad (5)$$

The larger scale factor of the atomic gyroscope over the optical gyroscope at constant interferometer area can be

understood from the fact that the atom travels (at velocity v) slower than the photon (velocity c) in the interferometer of fixed dimensions, thereby sensing the inertial effect for an increased duration.

This consideration on the importance of the interrogation time T drives the design of atomic gyroscopes. We will present below two complementary directions of research: on one side some experiments target large interrogation times in order to increase the physical area, which supposes a large interrogation region since the free fall distance of the atoms scales as T^2 ; on the other side some efforts are conducted to reduce the physical dimensions of the sensor at the cost of a reduced sensitivity.

2. Instruments targeting high stability levels with long interrogation times

a. First generations of cold-atom gyroscopes. The first cold-atom gyroscope experiment was started at the SYRTE laboratory in 2000 and developed until 2008. It used two clouds of Cesium atoms launched along parabolic trajectories and traveling in opposite directions through a common interrogation region, where three pairs of retro-reflected Raman beams enable to realize a full inertial basis (the three components of rotation and the three components of acceleration)^{123,124}. In particular, the use of two counter-propagating atom clouds enabled to separate the horizontal acceleration and vertical rotation components of the phase shift. Finally, the demonstration of principle of a four pulse interferometer sequence allowing to perform the measurement of one component of rotation without DC acceleration sensitivity was demonstrated. Ref.¹²⁵ presents the complete characterization of the instrument when measuring one horizontal rotation axis: with a total interrogation time $2T = 80 \text{ ms}$, the authors demonstrated a sensitivity of $2.4 \times 10^{-7} \text{ rad.s}^{-1} \cdot \tau^{-1/2}$ limited by quantum projection noise, a long term stability of $1 \times 10^{-8} \text{ rad.s}^{-1}$ at 4000 s integration time and a test of the linearity of the scaling factor at one part per 10^5 . The limitations to the stability were identified as coming from the fluctuations of atom trajectories coupled to the wave-front distortions of the Raman laser.

About at the same time, a cold Cs-atom gyroscope was developed at Stanford University. The experiment volume was comparable to the SYRTE gyroscope but used an architecture dedicated to the four pulse sequence: two clouds of atoms were also prepared in two different regions but launched along a vertical trajectory as in an atomic fountain, and interrogated by four-light pulses ($\pi/2 - \pi - \pi - \pi/2$, total interrogation time of 206 ms). The details of the apparatus developed during the period from 2002 to 2010 are given in Ref.¹²⁷ with the end results published in 2011 in Ref.¹²⁸. In this experiment, the authors demonstrate how this four pulse configuration overcomes accuracy and dynamic range limitations of three pulse atom interferometer gyroscopes. Moreover, by introducing a time asymmetry in the sequence, they present a method to suppress spurious noise terms related to multiple-path interferences, thereby increasing the signal to noise ratio of the interferometer. They show how

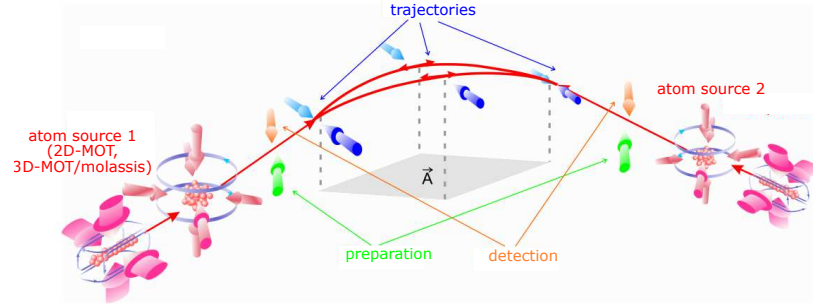


Figure 10. Cold-atom gyroscope with counter-propagating cold-atom sources developed at the University of Hannover. (Figure adapted from Ref. ¹²⁶).

the instrument can be used for precise determination of latitude, azimuth (true north), and Earth's rotation rate, and highlight the large potential of the four pulse configuration.

Few other cold-atom gyroscope projects have been conducted. At the University of Hannover (Germany), a sensor of 13.7 cm length was developed, featuring a Sagnac area of 19 mm² (Fig. 10 and Ref. ¹²⁹). This experiment used a three light pulse ($\pi/2 - \pi - \pi/2$) configuration with two clouds of atoms launched horizontally in opposite directions from two sources, and crossing three physically separated interaction regions. In particular, a method to minimize the relative alignment of the three Raman beams was demonstrated in Ref. ¹³⁰ by maximizing the contrast of the interferometer. A short term sensitivity of 6.1×10^{-7} rad.s⁻¹. $\tau^{-1/2}$ was achieved. A modified version of this setup to accommodate composite light pulses that mitigate some of the technical noise sources (e.g. light shifts) was reported in Ref. ¹³¹, where a sensitivity of 1.2×10^{-7} rad.s⁻¹. $\tau^{-1/2}$ was achieved at short time-scales (below 10 s). Another experiment is currently being developed in China ¹³² on a similar basis, i.e. with separated atomic sources launched along parabolic trajectories and a total interrogation time of 104 ms. In that setup, the current long term stability level reaches 6.2×10^{-8} rad.s⁻¹ after 2000 s of integration time.

b. Strategy for improved long-term stability. As identified in Refs. ^{123,125}, the main limitation to the long-term stability of a cold-atom gyroscope is linked with the fluctuation of the atoms' mean trajectory coupled to the imperfect relative wavefront of the Raman beams. As discussed in section IV, the atoms probe a finite region of the laser wavefront which gives origin to bias the inertial measurement if not perfectly flat. This effect is even more pronounced in gyroscopes based on physically separated interrogation beams (in contrast to a single retro-reflecting mirror in the case of the gravimeter). Fluctuations of the atomic trajectory then result in a random sampling of the Raman beam relative wavefront, yielding an instability. In most experiments, the effect of initial velocity fluctuations δv_0 dominates that of initial position fluctuations. The source of fluctuations then

scales as $\delta\phi_{wf} \simeq \frac{4\pi\delta v_0 T \delta\lambda}{\lambda^2}$, where $\delta\lambda$ is the deviation of the wavefront with respect to a plane wave (for which $\delta\lambda = 0$). Since the inertial signal scales at least with T^2 (see Eq. 3), it is interesting to increase the interrogation time to minimize the bias with respect to the signal, at the cost of increasing the size of the instrument (which scales with $v \cdot T$ or T^2 as a function of the architecture). As a numerical example, achieving long-term stability levels $\delta v_0 < 1 \mu\text{m.s}^{-1}$ is technically challenging, which results, for wavefront aberrations $\delta\lambda = \lambda/50$ over a typical pupil diameter of 1 cm, in an interferometer bias $\delta\phi \sim 15$ mrad ($T = 50$ ms). This bias has to be compared to a signal of about 16 rad for the Earth rotation rate ($72 \mu\text{rad.s}^{-1}$) in an interferometer with $T = 50$ ms and $v \simeq 3 \text{ m.s}^{-1}$. The long term stability is thus constrained to a level of the order of 7×10^{-8} rad.s⁻¹, consistent with the value reported in several articles ^{125,131,132}.

c. Second generation of cold-atom gyroscopes. In that context, a new instrument was built at SYRTE to target better long term stability levels by increasing the interrogation time to 800 ms. The experiment described in Ref. ¹³⁴ has a four-light pulse architecture with an atom cloud launched vertically in a fountain configuration as in ¹²⁸. In that setup, two horizontally-propagating beams separated by 58 cm perform the atom optics and the sensitive axis to rotation rates is perpendicular to the plane of the trajectories (see Fig. 11). In such a folded geometry, the interferometer phase shift acquires a cubic dependence with T and is given by $\Phi_{\text{rot}} = \frac{1}{2} \vec{k}_{\text{eff}} \cdot (\vec{g} \times \vec{\Omega}) T^3$. The phase shift associated with Earth rotation rate ($72 \mu\text{rad.s}^{-1}$) becomes 333 rad (the Sagnac area is 11 cm²). Moreover, due to the folding of the trajectory, some effects of wavefront aberrations are reduced. This setup therefore currently represents the state-of-the-art for atomic gyroscopes, with a long term stability of 3×10^{-10} rad.s⁻¹ after 10 000 s of integration time (Fig. 11) ¹³³. Note that the instrument still operates well above the quantum projection noise limit, which equals 2×10^{-10} rad.s⁻¹. $\tau^{-1/2}$ for 10^6 atoms participating to the interferometer and a contrast of 50% (assuming a cycle rate of 4 Hz as in Ref. ¹³³). If the bias associated with the imperfect atomic trajectories is con-

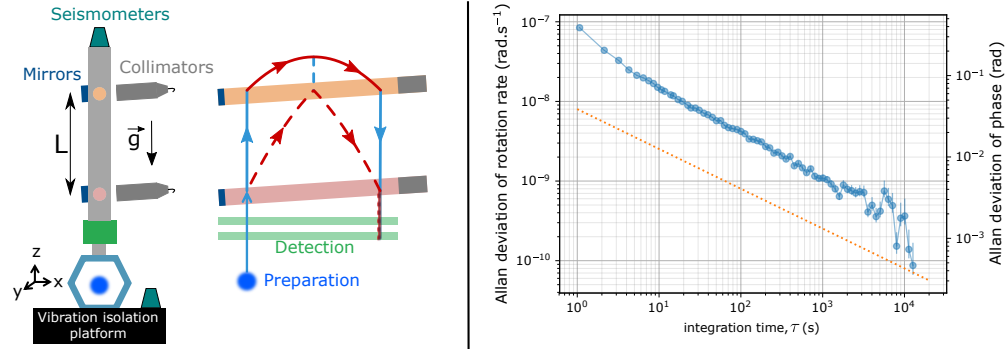


Figure 11. Cold-atom gyroscope with a 11 cm^2 Sagnac area. Left panel: sketch of the experiment presented in Ref.¹³³: a cloud of Cesium atoms is launched in the vertical direction and interrogated by four light-pulses; the middle panel shows the two arms of the interferometer. Right panel: the points show the rotation rate stability (Allan deviation) which is limited by vibration noise; the dotted line shows the limit associated with detection noise. (Adapted with permission from D. Savoie *et al*, Science Advances, Vol. 4, no. 12, eaau7948 (2018) (Ref.¹³³)).

trolled at a sufficient level (Ref.¹³⁵), then stability levels in the range of $10^{-12} \text{ rad.s}^{-1}$ can be anticipated.

Recently, a new four-light pulse gyroscope with a long interrogation time of 546 ms has given some first results at HUST¹³⁶, leading to a short term stability of $1.7 \times 10^{-7} \text{ rad.s}^{-1} \cdot \tau^{-1/2}$.

3. Example of gyroscope simplification effort

In parallel to these developments aiming at achieving stability levels that could beat those from other navigation technologies in the future (see section below), efforts are conducted to study simplified architectures of sensors with a smaller volume. As an example, a group at NIST has built an instrument with a glass vacuum chamber occupying a surface of 1 cm^2 (Fig. 12) in which the rotation (and acceleration) phase shift can be measured by observing its dependence on the individual atom velocities according to Eq. (3). In this so-called point source interferometry (PSI) technique, originally demonstrated in a 10-meter long instrument¹³⁷, the interferometer configuration uses the natural expansion of the cold atom sample due to its residual temperature. If the initial size of the atom cloud is negligible with respect to the size after expansion, a camera, which images the atom cloud, resolves in a position-dependent way the rotation phase shift (Fig. 12). In the PSI method, the rotation rate is encoded in the spatial period of the atomic interference fringe pattern, which makes this method insensitive to the average phase, in particular to acceleration noise. The Sagnac area is given by the root-mean-square atomic velocities and equals 0.03 mm^2 in this setup. The authors identify the limitations to the sensitivity from the short Raman interrogation time ($T = 8 \text{ ms}$), the technical noise, the initial size of the cold-atom cloud, and the measurement dead time. Moreover, they show how the instrument could be used for gyro-compassing.

While the PSI technique provides experimental simplicity, the scale factor of the sensor is dependent on the initial size of the atom cloud which is exaggerated in compact designs where the expansion ratio is small, which leads to instabilities. In Ref.¹³⁸, the authors show how using additional information on the contrast and cloud size from the PSI images allows to determine the scale factor correction in each image, thereby enabling to suppress scale factor drifts by a factor 10 without degrading the short term sensitivity.

Other efforts by several other teams are ongoing, in order to build complete inertial measurement units (i.e. 3 axes of acceleration and 3 axes of rotation) in a compact system. They will be presented in the section below discussing accelerometer developments V B.

4. Applications

We discuss here some applications of gyroscopes and relate them to different technologies in order to appreciate the efforts that must be accomplished by the community to enlarge the potential of cold-atom sensors. The appealing feature of cold-atom gyroscopes relies in their inherent long-term stability associated with the stability of the quantities involved in the gyroscope scale factor. This feature, associated with the complexity of instruments, naturally points for high-performance applications such as strategic inertial navigation, or scientific applications, e.g. in geosciences or tests of fundamental physics.

a. *High-performance inertial measurement unit.* As discussed above, the limit to the stability of cold-atom gyroscopes currently lies between 10^{-9} and $10^{-10} \text{ rad.s}^{-1}$ at integration times typically lying between 10^3 and 10^4 seconds, for the best instruments¹³³. Several other gyroscope technologies address the application of navigation. Current developments of MEMS gyroscopes demonstrate

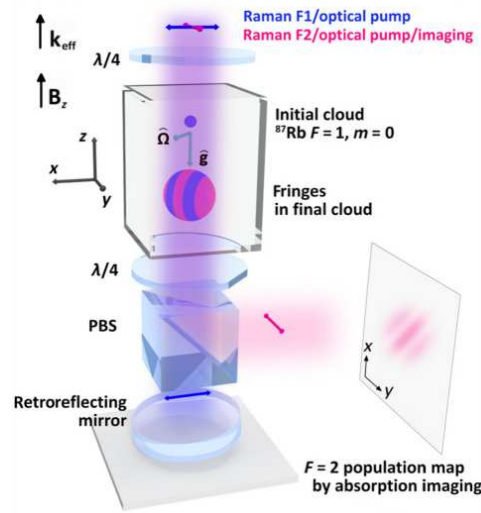


Figure 12. **Point-source interferometry in a centimeter-scale chamber.** ^{87}Rb atoms are laser-cooled in a glass cell with 1 cm^2 cross-section area. A manifold that includes an ion pump, a Rb dispenser, and a vacuum window is connected to the glass cell. In the glass cell, the laser beams for state preparation, Raman interrogation, and detection propagate vertically in a shared beam path with a $1/e^2$ beam diameter of 8 mm and are circularly polarized inside the glass cell. Three orthogonal and retroreflected beams (not shown in the figure) with $1/e^2$ diameters of 6 mm form the magneto-optical-trap. The achieved short term sensitivity is currently $5 \times 10^{-4}\text{ rad.s}^{-1}.\tau^{-1/2}$ and integrates to $5 \times 10^{-5}\text{ rad.s}^{-1}$ after 800 s of integration time. An improved version of the sensor could achieve a sensitivity of $10^{-6}\text{ rad.s}^{-1}.\tau^{-1/2}$. (Reproduced with permission from Y.-J. Chen *et al.*, Phys. Rev. Applied **12**, 014019 (2019). Copyright 2019, American Physical Society (Ref.¹³⁹)).

bias instabilities at the level of $2.5 \times 10^{-7}\text{ rad.s}^{-1}$ at 1000 s of integration time (see references in Ref.¹⁴⁰), which makes this technology very important for military applications given their level of integration¹⁴¹. This can be compared to the best strategic-grade fiber optics gyroscopes (FOG) with instability levels (at 10^4 seconds) in the $10^{-10}\text{ rad.s}^{-1}$ range (Refs.^{88,142,143}), or to hemispherical resonator gyroscopes (HRG) with comparable performances¹⁴⁴. The manufacturers of gyroscope usually characterize instruments with the angular random walk (ARW) specified in degrees per square-root-hour and the bias instability expressed in degrees per hour. For example, in the FOG of Ref.¹⁴³, the ARW is $70\text{ }\mu^\circ/\sqrt{\text{hr}}$ ($20\text{ nrad.s}^{-1}.\tau^{-1/2}$) and the bias instability is $80\text{ }\mu^\circ/\text{hr}$ at 8000 s. For MEMS gyro, the typical ARW is $0.02\text{ }^\circ/\sqrt{\text{hr}}$ and the bias instability is $0.05\text{ }^\circ/\text{hr}$ at 1000 s.

To refine the comparison, it is worth mentioning the importance of additional properties of sensors such as dynamic range, number of measurement axes, robustness to the environment (vibrations, temperature fluctuations),

level of integration and industrialization possibilities. A large research effort in these direction is required to enlarge the scope of applications of cold-atom gyroscopes. As a result, the cold-atom technology will probably, in a first stage, address applications requiring high stability levels but operating in quiet environments, for example in underwater navigation (e.g. in a submarine).

b. Scientific applications. Large ring laser gyroscopes (RLG, Ref.¹⁴⁵) feature instability levels in the $10^{-14}\text{ rad.s}^{-1}$ range, which offers possibilities to study the evolution of the Earth polar motion¹⁴⁶. Their excellent short term sensitivity is also exploited for rotational seismology¹⁴⁷: here, colocalized acceleration (with seismometers) and rotation (with the RLG) measurements can inform on the direction of propagation of seismic waves as well as on the phase velocity of the waves, which represent a key information for geophysics. Cold-atom sensors, which can measure in a single platform and at the same position several components of the local instantaneous rotation and acceleration vectors could have a large impact in this emerging field. While their rotation rate sensitivity still not competes with that of RLG, this technology is interesting as it is in principle transportable, while current RLG are rather infrastructures than sensors. The accurate knowledge of the scale factor in combination with portability could allow to spatially distribute several sensors in order to perform correlative rotational seismology. Much progress is expected in this direction together with the improvement of the short term sensitivity levels of cold-atom gyroscopes.

Finally, cold-atom gyroscopes have been proposed for tests of fundamental physics. The most accomplished project has been a test of general relativity by measuring the Lense-Thirring effect in space^{148,149}, where both the quiet environment and long interrogation times are suitable for the very high sensitivity required in such a test.

B. Accelerometers and progress for a complete inertial measurement unit

Accelerometers using atom-interferometry are mostly developed for applications to inertial navigation as a building block of a full inertial measurement unit (IMU)^{124,150}. As a single-axis accelerometer only requires one laser beam interacting with atoms at one given position, their implementation is simpler than for gyroscopes, which need to open a physical area to the interferometer. However, the first demonstration in a mobile vehicle¹⁰³ (a plane) has shown the difficulties due to high frequency accelerations (vibrations) of the carrier and dead times between successive measurements, since the use of an isolation platform is not a solution for this type of operation. Different approaches have been demonstrated or proposed to overcome these difficulties and will be detailed in the following.



1. Increasing the repetition rate and bandwidth

A first approach to increase the bandwidth of cold-atom sensor consists in reducing the interrogation time and operate with an efficient recapture of the atoms, as explored in several articles from the team at Sandia National Laboratories, following Ref.¹⁵¹. In particular, a dual-axis high-data-rate atom interferometer via cold ensemble exchange was reported in¹⁵² (dual-axis accelerometer and gyroscope). By recapturing the atoms after the interferometer sequence, the authors maintained a large atom number at high data rates of 50 to 100 measurements per second. Two cold ensembles were formed in trap zones located a few centimeters apart and were launched toward one another (see see Fig. 13). During their ballistic trajectory, they were interrogated with a stimulated Raman sequence, detected, and recaptured in the opposing trap zone. The achieved sensitivities were at $10^{-5} \text{ m.s}^{-2}.\tau^{-1/2}$ and $\mu\text{rad.s}^{-1}.\tau^{-1/2}$ levels. Keeping the interest of accuracy, this approach combines both increase of bandwidth and reduction of size of the sensors at the cost of sensitivity, leading to the possibility of a compromise depending on the application.

A more drastic approach is to avoid the production of the cold-atom ensembles by realizing atom interferometry in a vapor cell as demonstrated in¹⁵³. This experiment, realized in Sandia National Laboratories, showed that interference signals may be obtained without laser cooling, by benefiting from the Doppler selectivity of the atom interferometer resonance. With a data rate of 10 kHz and an interrogation time of $15 \mu\text{s}$, an inertial sensitivity of $10^{-1} \text{ m.s}^{-2}.\tau^{-1/2}$ is demonstrated, with the prospect to improve the sensitivity by 2 orders of magnitude in the future. Although the proposed scheme is much simpler than a cold-atom sensor, the sensitivity is still far from being competitive with that of best MEMS accelerometers than can reach sensitivities in the $10^{-6} \text{ m.s}^{-2}.\tau^{-1/2}$ range (see e.g. Ref.¹⁵⁴ and references therein).

2. Hybridization with a classical accelerometer

The heading of this subsection refers to the general motivation for a cold-atom based sensor: its inherent long-term stability. Nevertheless, the dead times in cold-atom sensors (associated with cold-atom preparation and detection) leads to a loss of inertial information and strongly mitigates the possibility to realize inertial measurement units (IMUs) based on atom interferometry, as pointed out in Ref.¹⁵⁵. Moreover, when keeping long interrogation times for high sensitivity, the vibrations lead to shot to shot interferometer phase fluctuations much higher than 2π . The correlation with classical sensors during the interferometer measurement allows to lift the π ambiguity in the phase determination (the atomic sensor being the fine scale of the vernier) and to improve the signal to noise ratio. This idea was first demonstrated for a gravimeter⁷⁶ and later for an accelerometer in a plane¹⁰³. The hybridization technique develops the idea to measure the acceleration during the dead times of the atomic sensor. In a similar way as an atomic clock

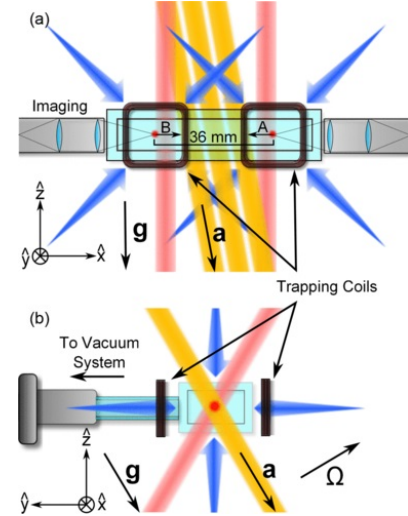


Figure 13. Dual-axis high-data-rate atom interferometer implementing the cold ensemble exchange. (a) Front view: Two MOTs are loaded 36 mm apart. Cooling beams are shown in blue, probe beams in pink, and Raman beams in yellow. The trap is turned off, and the outer and inner cooling beams are blue and red detuned, respectively, which launches the ensembles towards each other. After the experiment, atoms are recaptured in the opposite trap to facilitate loading. (b) Side view: The design allows for four planes of optical access, enabling a compact apparatus. The vector \vec{g} shows the direction of gravity, while \vec{a} and $\vec{\Omega}$ are the directions of acceleration and rotation measurement, respectively. (Figure and caption reproduced with permission from A. V. Rakholia *et al*, Phys. Rev. Applied **2**, 054012 (2014). Copyright 2014, American Physical Society (Ref.¹⁵²)).

can steer a local oscillator (e.g. a quartz or a laser) to constrain its instability on several days, a cold-atom accelerometer can be used to servo the bias of a relative accelerometer featuring a larger bandwidth but a poorer bias stability^{77,156}. [Note that the 3-D aspect of inertial sensing complicates this problem, since axis alignment and crosstalk can generate complications for inertial sensing that are not present in single degree of freedom clocks.]

Ref.⁷⁷ demonstrated at SYRTE the concept of a hybrid accelerometer that benefits from the advantages of both conventional and atomic sensors in terms of bandwidth (DC to 430 Hz) and long term stability. The use of a real time correction of the atom interferometer phase by the signal from the classical accelerometer enabled to run it at best performance without any isolation platform, while a servo-lock of the DC component of the conventional sensor output signal by the atomic one realized the hybrid sensor. Following this work, a team at LP2N realized a navigation-compatible hybrid accelerometer using a Kalman filter where an algorithm was hybridizing the stable cold-atom interferometer with a classical ac-

celerometer¹⁵⁶. In particular, the bias of the classical accelerometer was tracked by the cold-atom sensor in an experimentally simulated harsh environment representative of that encountered in mobile sensing applications. The resulting sensor exhibited a 400 Hz bandwidth and reached a stability of 10^{-7} m.s^{-2} after 11 h of integration.

3. Multi-signal atom interferometers

In the context of onboard applications with high dynamic range and high sensitivity, and in order to overcome the limit from the ambiguity in phase determination and the limit to the sensitivity when the atomic phase shift is closed to a multiple of π rad, different propositions of multi-signal atom interferometer have been demonstrated.

A first work analyzes configurations for improving the measurement range and sensitivity by relying on multi-species atom interferometry at ONERA, involving the simultaneous manipulation of different atomic species in a unique instrument to deduce inertial measurements¹⁵⁷. Using a dual-species atom accelerometer manipulating simultaneously both isotopes of rubidium, the authors report a preliminary experimental realization of original concepts involving the implementation of two atom interferometers, first, with different interrogation times and, second, in phase quadrature.

Two other experiments at the Weizmann Institute of Science have been achieved in the same context of operating cold-atom interferometers in mobile environments. First, a technique producing multiple phase measurements per experimental cycle was presented in Ref.¹⁵⁸, allowing to realize quadrature phase detection in the presence of large phase uncertainties, and real-time systematic phase cancellation. Second, Ref.¹⁵⁹ introduces a scheme that improves on the trade-off between high sensitivity and limited dynamic range by a factor of 50 using composite fringes, obtained from sets of measurements with slightly varying interrogation times. The authors analyze the performance gain in this approach and the trade-offs it entails between sensitivity, dynamic range, and temporal bandwidth.

4. Multi-axis measurements

In order to realize an IMU, a 3-axis accelerometer and a 3-axis gyroscope is required. Even if multi-axis measurements have already been demonstrated, the possibility of measuring all components of inertia or even the 3 components of acceleration relies on successive measurements over the three directions. A theoretical proposal to extract information along several axis in a single shot was put forward at LP2N, where the authors propose new multidimensional atom optics that can create coherent superpositions of atomic wave packets along three spatial directions¹⁶⁰. They argue how these tools can be used to generate light-pulse atom interferometers that are simultaneously sensitive to the three components of acceleration and rotation, and how to isolate these inertial

components in a single experimental shot.

5. Ways forward

A large part of the works in developing atom accelerometers for mobile applications aimed at mitigating the problem of phase ambiguity and loss of information associated with dead times. The high data rate interferometers using recapture methods partially reduce the problem of dead times but at the cost of strong reduction of sensitivity. On the other hand, the inertial noise aliasing associated with dead times can be alleviated by the hybridization technique, but this method is limited by non linearity in the correlation between both sensors. To solve this problem, combining different approaches will probably be needed. As an example, combining hybridization with continuous operation (i.e. without dead times) and eventually interleaved measurements, already demonstrated for rotation measurements^{133,134}, should enable to achieve the full potential (i.e. quantum limited sensitivity) of cold-atom accelerometers.

VI. OTHER MEASUREMENTS OF INERTIAL EFFECTS

The sensitivity of atom interferometers to inertial forces can also be exploited for precise measurements of fundamental constants and fundamental tests, for the search for new exotic forces, for dark matter detection, for gravitational wave detection. For completeness of this review, we will briefly mention in this section some of these applications, and refer to the review articles cited in the introduction for further details.

Atom interferometry is for instance key to precisely measure the change of velocity undergone by an atom after the transfer of momenta of a large number of photons¹⁶¹. This is accomplished by using a Ramsey Bordé interferometer¹⁶², which acts as a sensor for the velocity change between the first and second part of the interferometer, both constituted of a pair of $\pi/2$ pulses. This change of velocity is realized by placing the atoms, in between the two pairs of pulses, in an accelerated lattice. There the atoms undergo a large number of Bloch oscillations (up to a thousand), which results in a momentum transfer of $N\hbar k$. This allows for a precise determination of the recoil velocity. Remarkably, and this is the main motivation for such an experiment, this allows for the determination of fine structure constant α , the dimensionless constant that characterizes the strength of electromagnetic interactions, with relative uncertainties below the 10^{-9} level^{163,164}. This experimental determination can finally be compared with the more indirect determination of α derived from the anomalous magnetic moment of the electron, which can be precisely calculated using quantum electrodynamics (QED) theory and out of which a value the fine structure constant can be determined. The comparison between the two determinations is one the most stringent tests of QED today.

As another application, atom interferometers can also

be employed to measure the tilt of Earth surface, as reported in Refs.^{165,166}, which can be valuable in geophysics and for monitoring various scientific facilities.

Another prospected application of cold-atom inertial sensors is the detection of gravitational waves^{12,167}. In the currently mostly considered schemes, a set of atom accelerometers placed along a very long baseline (of hundreds of meters, if not kilometers) are simultaneously interrogated with common laser beamsplitters, in a gradiometer-like measurement configuration^{168–170}. This will allow for the detection of gravitational waves, whose signature is actually identical to gravity gradients, in a so far unexplored frequency band for ground-based detectors (0.1-1 Hz). Several studies have also proposed space-based detectors to address the mHz frequency band (e.g.^{171,172}).

Finally, other tests of gravitational physics can be performed, such as tests of the Weak Equivalence Principle, by comparing the acceleration felt by two different atomic species^{173–181}. To push the relative accuracy of these atomic physics based tests below the current limits of experiments involving classical test masses (at the 10^{-14} level¹⁸²), long interrogation times are required. On ground, dedicated facilities are being operated or currently built, where atoms will be launched or dropped over a few seconds. This can be realized in very tall vacuum chambers of typically 10 meters¹⁸³, or even longer, as well as in zero-g simulators, such as drop towers¹⁸⁴ or in zero-g planes¹⁷⁸. This prepares the ground for future space missions, such as the STE-QUEST mission¹⁸⁵, where interferometers would last tens of seconds, thus boosting the sensitivity by 3 to 4 orders of magnitude.

VII. NEW TECHNIQUES FOR COLD-ATOM INTERFEROMETRY

Though the domain of cold-atom interferometry has gained a considerable maturity, leading, for example, to the industrial transfer of the technology, the performances of these instruments can still be improved significantly for various applications. In the recent years, new methods have been introduced and are still presently being actively investigated.

A. Large Momentum Transfer (LMT) atom optics

A variety of advanced beamsplitting methods have been demonstrated such as double Raman transitions^{186,187} and double Bragg diffraction¹⁶⁵, high order Bragg diffraction¹⁸⁸, sequences of Bragg pulses¹⁸⁹, Bloch oscillations in accelerated optical lattices¹⁹⁰, combination of Bloch oscillation and high order Bragg pulses^{191–193}, frequency-swept rapid adiabatic passage^{194,195}. All these methods allow for improving the scale factor of the sensors, through a drastic increase of the separation of the atomic wavepackets, which can reach about a hundred photon momentum^{189,196,197}, or even more. Record separation and subsequent recombination with up to 408 photon momentum separation has

recently been demonstrated¹⁹⁸.

A drawback of these methods lie in the existence of diffraction phases, which are parasitic phase shifts due to the beamsplitting process that depend on the depth of the lattice potential^{199,200}, and to the presence of parasitic interferometers due to the multiport nature of Bragg diffraction²⁰¹. This leads to systematics in the interferometer phase, but also to phase noise due to intensity temporal fluctuations, and loss of contrast, induced by intensity inhomogeneities. Strategies are being developed to mitigate these side effects^{202,203}. This explains why, although a number of proofs of principle have been made, only few instruments have demonstrated a clear gain on the measurement of an actual inertial quantity. In particular, the team at Stanford University implemented these techniques in an atomic gradiometer²⁰⁴. With transitions of $20 \hbar k$, they obtained a gradient sensitivity of $3 \times 10^{-9} \text{ s}^{-2}$ per shot (but with a very long cycle time of 15 s). The differential phase noise was relatively large though, of about 130 mrad per shot for transitions of $30 \hbar k$, which is well above the detection noise limit and leaves margin for significant improvement in the future.

In the context of large-momentum transfer beam splitters which require larger laser intensities, schemes to interface an atom interferometer with an optical cavity tuned at resonance have been explored^{205–208}. Such schemes are appealing since an optical resonator can provide an interferometric control of the mode and important laser power enhancement ($\gg 100$). Nevertheless, the beam size that must be reached in the resonator (several mm of waist) to keep an homogeneous intensity profile over the freely expanding atom cloud tends to push towards long (several meters) cavities²⁰⁷ or towards the degenerate regime^{206,208} where the control of the impact of optical aberrations becomes challenging. Reducing the impact of intensity inhomogeneities over the atomic cloud can also be achieved by increasing the size of gaussian beams (at the cost of optical power loss)²⁰⁴ or by using such as so-called top-hat beams with a flat intensity profile²⁰⁹.

B. Ultracold atom sources

Another important axis of investigation is the improved control over the atomic source, offered by ultracold atoms. Their reduced ballistic expansion allows for increasing the interrogation time¹⁹⁶, and their narrow momentum distribution for improving the efficiency of LMT methods²¹⁰ (as explained above, LMT beam splitters couple more than two external states, which leads to an increased velocity selectivity). More, lower temperatures also reduce systematic effects, such as related to the exploration by the atoms of intensity inhomogeneities in the spatial profile of the beamsplitters, or to wavefront distortions and Coriolis accelerations. Lensing methods, such as Delta Kick collimation in atom chips²¹¹ and optical traps²¹², allowed for the production of well collimated source, with temperatures lower than 100 pK. New detection methods have been demonstrated which allow for spatially resolving the variations of the interferome-

ter phase across the atomic source, at the output of the interferometer^{137,183}, increasing the fringe visibility and the dynamical range of the sensors.

C. Other atomic species

Finally, other atom sources are also being used, such as other alkali species (eg. Potassium for tests of the Weak Equivalence Principle), alkaline-earth atoms such as Sr²¹³, or alkaline-earth-like atoms such as Yb²¹⁴. The latter offer, for their bosonic isotopes having zero spin in the ground state, reduced sensitivity to stray magnetic fields, and a richer electronic structure, with narrow lines that can be used to implement single photon beamsplitters^{215,216} or to implement quantum metrology measurement protocols, such as based on spin-squeezing²¹⁷⁻²¹⁹.

VIII. CONCLUSION

Cold-atom inertial sensors have been developed for nearly 30 years in several groups worldwide, with an acceleration of the research effort and of the industrial transfer in the last 10 years. These sensors are especially well suited for applications requiring high performance in terms of stability and accuracy, while they comparatively currently feature a weak robustness, dynamic range and level of miniaturization. Therefore, they have found up to now natural applications in testing fundamental physics, in metrology and in geoscience. Nevertheless, there is a growing research effort on taking the technology out of the laboratory, in particular on realizing high accuracy inertial measurement units operating in mobile platforms. On the fundamental side, several experiments are being set up to look for new physics, and large-scale instruments for gravitational wave detection are under design and realization in 3 continents.

Several atom interferometer architectures have been considered with different atom optics techniques and different atomic species. So far, the best performances have been achieved by cold-atom sensors using alkali atom sources and two-photon stimulated Raman transitions. Several teams are working on techniques to enhance the sensitivity and accuracy, in particular on ways to increase the separation between the two arms of the interferometer, using colder atom samples or atomic species with a richer level structure. Therefore, much improvement in performance can still be expected from this technology.

Many groups are also working on simplifying the sensor architecture and subsystems to broaden the scope of applications and making cold-atom sensors compatible with operation in the field. On the industrial side, several companies have started to tackle the challenge of integrating the subsystems and currently concentrate on developing gravimeters or accelerometers with cold Rb atom, for which efficient, robust, and qualified laser sources have been realized. These efforts will ease the deployment of atom interferometer sensors and allow them to address a wide range of new applications, from ground

to space, beyond the reach of classical sensors.

SUMMARY POINTS

1. Atom interferometers use quantum superpositions of different momentum states in atoms.
2. Realizing these superposition states is efficiently achieved by using the interaction of an atom with two counter-propagating laser beams, which realize the role of beam splitter and mirror for the atomic wave.
3. The scale factor of atom interferometers (link between the inertial effect to be measured and the interferometer output phase) is given by the space-time area of the interferometer, which is proportional to the square of the time spent by the atoms in the interferometer and to the wave-vector of the interrogation lasers.
4. Using colder atom sources for atom interferometry allows to reach larger scale factors and higher levels of stability and accuracy. Such performances originate from the better control of atomic trajectories associated with lower temperatures.
5. The fundamental limit to the sensitivity in these sensors is the quantum projection noise associated with the projective measurement of the atomic state performed at the output of the interferometer for ensembles of typically 1 million of atoms. Nevertheless, this quantum noise limit is often not reached since the effect of vibration noise dominates.
6. The mostly employed atoms are Rubidium and Cesium (Potassium in few cases), cooled by lasers to a temperature of few micro-Kelvins. Interferometers with alkaline-Earth atoms (Strontium) or alkaline-Earth-like atoms (Ytterbium) attract more and more interest.
7. Cold-atom inertial sensors mainly consist of a vacuum chamber hosting the atom source, optical systems to realize the momentum state superpositions, light detectors, real-time control electronics and external instruments such as mechanical accelerometers. Typical dimensions of instruments range from 10 cm (integrated versions for field applications) to 10 m (large-scale experiments for fundamental studies).
8. Gravimeters are the most studied atom interferometers. Best instruments have inaccuracy better than $2 \times 10^{-8} \text{ m.s}^{-2}$ and reach stability of $5 \times 10^{-10} \text{ m.s}^{-2}$ in 10^5 s of measurement. These sensors were the first instruments to be commercially developed.
9. Other largely studied sensors are accelerometers, rate gyroscopes and gravity gradiometers. Few large scale infrastructures (over 100 m baselines)

are developed as prototypes of gravitational-wave detectors in the deci-Hertz frequency band.

10. Owing to their stability and accuracy, cold-atom inertial sensors have natural applications in geosciences and tests of fundamental physics. Integration and engineering efforts let anticipate important applications in strategic inertial navigation in a near future.
11. Several research group work on new techniques to improve the sensitivity, stability, accuracy or compactness of cold-atom inertial sensors. Particularly followed routes are implementations of large momentum transfer beam splitters, production of ultracold-atom sources within a short time or new optical systems for improved atom optics efficiency.
12. About 50 research groups (including around 7 private companies) are active in the field.

ACKNOWLEDGMENTS

We acknowledge Quentin Beauflis for careful reading of the manuscript. We acknowledge the two anonymous referees for their careful review and our worldwide colleagues for their feedback to the improvement of this article.

DATA AVAILABILITY STATEMENT

The data that support the findings of this study are available from the corresponding author upon reasonable request.

IX. REFERENCES

REFERENCES

- ¹M. Kasevich and S. Chu, "Atomic interferometry using stimulated Raman transitions," *Phys. Rev. Lett.* **67**, 181–184 (1991).
- ²F. Riehle, T. Kisters, A. Witte, J. Helmcke, and C. J. Bordé, "Optical Ramsey spectroscopy in a rotating frame: Sagnac effect in a matter-wave interferometer," *Phys. Rev. Lett.* **67**, 177–180 (1991).
- ³D. W. Keith, C. R. Ekstrom, Q. A. Turchette, and D. E. Pritchard, "An interferometer for atoms," *Phys. Rev. Lett.* **66**, 2693–2696 (1991).
- ⁴O. Carnal and J. Mlynek, "Young's double-slit experiment with atoms: A simple atom interferometer," *Phys. Rev. Lett.* **66**, 2689 (1991).
- ⁵J. Robert, C. Miniatura, S. Le Boiteux, J. Reinhardt, V. Bocvarski, and J. Baudon, "Atomic interferometry with metastable hydrogen atoms," *EPL (Europhysics Letters)* **16**, 29 (1991).
- ⁶A. D. Cronin, J. Schmiedmayer, and D. E. Pritchard, "Optics and interferometry with atoms and molecules," *Rev. Mod. Phys.* **81**, 1051–1129 (2009).
- ⁷B. Barrett, R. Geiger, I. Dutta, M. Meunier, B. Canuel, A. Gauguier, P. Bouyer, and A. Landragin, "The Sagnac effect: 20 years of development in matter-wave interferometry," *Comptes Rendus Physique The Sagnac effect: 100 years later / L'effet Sagnac : 100 ans après*, **15**, 875–883 (2014).
- ⁸B. Barrett, A. Bertoldi, and P. Bouyer, "Inertial quantum sensors using light and matter," *Physica Scripta* **91**, 053006 (2016).

- ⁹K. Bongs, M. Holynski, J. Vovrosh, P. Bouyer, G. Condon, E. Rasel, C. Schubert, W. P. Schleich, and A. Roura, "Taking atom interferometric quantum sensors from the laboratory to real-world applications," *Nat Rev Phys* **1**, 731–739 (2019).
- ¹⁰M. S. Safronova, D. Budker, D. DeMille, D. F. J. Kimball, A. Derevianko, and C. W. Clark, "Search for new physics with atoms and molecules," *Rev. Mod. Phys.* **90**, 025008 (2018).
- ¹¹N. Robins, P. Altin, J. Debs, and J. Close, "Atom lasers: Production, properties and prospects for precision inertial measurement," *Physics Reports* **529**, 265 – 296 (2013), atom lasers: production, properties and prospects for precision inertial measurement.
- ¹²R. Geiger, in *Future Gravitational Wave Detectors Based on Atom Interferometry* (2016) pp. 285–313.
- ¹³S. Loriani, D. Schlippert, C. Schubert, S. Abend, H. Ahlers, W. Ertmer, J. Rudolph, J. M. Hogan, M. A. Kasevich, E. M. Rasel, and N. Gaaloul, "Atomic source selection in space-borne gravitational wave detection," *New J. Phys* **21**, 063030 (2019).
- ¹⁴P. Berman, *Atom Interferometry* (Elsevier Science, 1997).
- ¹⁵G. Tino and M. Kasevich, *Atom Interferometry*, EBL-Schweitzer (IOS Press, 2014).
- ¹⁶C. L. Garrido Alzar, "Compact chip-scale guided cold atom gyroscopes for inertial navigation: Enabling technologies and design study," *AVS Quantum Sci.* **1**, 014702 (2019).
- ¹⁷C. Bordé, "Atomic interferometry with internal state labelling," *Physics Letters A* **140**, 10–12 (1989).
- ¹⁸P. Storey and C. Cohen-Tannoudji, "The Feynman path integral approach to atomic interferometry," *J. Phys. II France* **4**, 1999 (1994).
- ¹⁹C. J. Bordé, "Quantum theory of atom-wave beam splitters and application to multidimensional atomic gravito-inertial sensors," *General Relativity and Gravitation* **36**, 475–502 (2004).
- ²⁰W. M. Itano, J. C. Bergquist, J. J. Bollinger, J. M. Gilligan, D. J. Heinzen, F. L. Moore, M. G. Raizen, and D. J. Wineland, "Quantum projection noise: Population fluctuations in two-level systems," *Phys. Rev. A* **47**, 3554–3570 (1993).
- ²¹D. A. Steck, *Rubidium 87 D line data* (2001).
- ²²C. Monroe, W. Swann, H. Robinson, and C. Wieman, "Very cold trapped atoms in a vapor cell," *Phys. Rev. Lett.* **65**, 1571–1574 (1990).
- ²³K. Dieckmann, R. J. C. Spreeuw, M. Weidemüller, and J. T. M. Walraven, "Two-dimensional magneto-optical trap as a source of slow atoms," *Phys. Rev. A* **58**, 3891–3895 (1998).
- ²⁴M. A. Kasevich, E. Riis, S. Chu, and R. G. DeVoe, "rf spectroscopy in an atomic fountain," *Phys. Rev. Lett.* **63**, 612–615 (1989).
- ²⁵J. Le Gouët, T. E. Mehlstäubler, J. Kim, S. Merlet, A. Clairon, A. Landragin, and F. Pereira Dos Santos, "Limits to the sensitivity of a low noise compact atomic gravimeter," *Appl. Phys. B* **92**, 133–144 (2008).
- ²⁶C. E. Wieman and L. Hollberg, "Using diode lasers for atomic physics," *Rev. Sci. Instrum.* **62**, 1–20 (1991), <https://doi.org/10.1063/1.1142305>.
- ²⁷X. Baillard, A. Gauguier, S. Bize, P. Lemonde, P. Laurent, A. Clairon, and P. Rosenbusch, "Interference-filter-stabilized external-cavity diode lasers," *Opt. Comm.* **266**, 609–613 (2006).
- ²⁸P. Cheinet, F. Pereira Dos Santos, T. Petelski, J. Le Gouët, J. Kim, K. Therkildsen, A. Clairon, and A. Landragin, "Compact laser system for atom interferometry," *Appl. Phys. B* **84**, 643–646 (2006).
- ²⁹H. Müller, S.-W. Chiow, Q. Long, and S. Chu, "Phase-locked, low-noise, frequency agile titanium:sapphire lasers for simultaneous atom interferometers," *Opt. Lett.* **31**, 202–204 (2006).
- ³⁰G. Stern, B. Battelier, R. Geiger, G. Varoquaux, A. Villing, F. Moron, O. Carraz, N. Zahzam, Y. Bidel, W. Chaibi, F. Pereira Dos Santos, A. Bresson, A. Landragin, and P. Bouyer, "Light-pulse atom interferometry in microgravity," *Eur. Phys. J. D* **53**, 353–357 (2009).
- ³¹O. Carraz, F. Lienhart, R. Charrière, M. Cadoret, N. Zahzam, Y. Bidel, and A. Bresson, "Compact and robust laser system for onboard atom interferometry," *Appl. Phys. B* **97**, 405–411 (2009).
- ³²M. Schmidt, M. Prevedelli, A. Giorgini, G. M. Tino, and A. Peters, "A portable laser system for high-precision atom interfer-

- ometry experiments," *Appl. Phys. B* **102**, 11–18 (2011).
- ³³Z.-K. Hu, B.-L. Sun, X.-C. Duan, M.-K. Zhou, L.-L. Chen, S. Zhan, Q.-Z. Zhang, and J. Luo, "Demonstration of an ultrahigh-sensitivity atom-interferometry absolute gravimeter," *Phys. Rev. A* **88**, 043610 (2013).
- ³⁴S. Merlet, L. Volodimer, M. Lours, and F. Pereira Dos Santos, "A simple laser system for atom interferometry," *Appl. Phys. B* **117**, 749–754 (2014).
- ³⁵T. Lévêque, L. Antoni-Micollier, B. Faure, and J. Berthon, "A laser setup for rubidium cooling dedicated to space applications," *Appl. Phys. B* **116**, 997–1004 (2014).
- ³⁶T. Lévêque, B. Faure, F. Esnault, C. Delaroche, D. Massonet, O. Grosjean, F. Buffe, P. Toressi, A. Bomer, T. Pichon, P. Béraud, J. Lelay, S. Thomin, and P. Laurent, "Pharao laser source flight model: Design and performances," *Rev. Sci. Instrum.* **86**, 033104 (2015).
- ³⁷V. Schkolnik, O. Hellmig, A. Wenzlawski, J. Grosse, A. Kohfeldt, K. Döringshoff, A. Wicht, P. Windpassinger, K. Sengstock, C. Braxmaier, M. Krutzik, and A. Peters, "A compact and robust diode laser system for atom interferometry on a sounding rocket," *Appl. Phys. B* **122**, 217 (2016).
- ³⁸X. Wu, F. Zi, J. Dudley, R. J. Bilotta, P. Canoza, and H. Müller, "Multiaxis atom interferometry with a single-diode laser and a pyramidal magneto-optical trap," *Optica* **4**, 1545–1551 (2017).
- ³⁹X. Zhang, J. Zhong, B. Tang, X. Chen, L. Zhu, P. Huang, J. Wang, and M. Zhan, "Compact portable laser system for mobile cold atom gravimeters," *Appl. Opt.* **57**, 6545–6551 (2018).
- ⁴⁰F. Zi, X. Zhang, M. Huang, N. Li, K. Huang and X. Lu, "A compact atom interferometer for field gravity measurements," *Laser Phys.* **29**, 035504 (2019).
- ⁴¹R. Caldanì, S. Merlet, F. Pereira Dos Santos, G. Stern, A.-S. Martini, B. Desruelle, and V. Ménoret, "A prototype industrial laser system for cold atom inertial sensing in space," *Eur. Phys. J. D* **73**, 248 (2019).
- ⁴²D. O. Sabulsky, J. Junca, G. Lefèvre, X. Zou, A. Bertoldi, B. Battelier, M. Prevedelli, G. Stern, J. Santoiere, Q. Beauvais, R. Geiger, A. Landragin, B. Desruelle, P. Bouyer, and B. Canuel, "A fibered laser system for the miga large scale atom interferometer," *Sci. Rep.* **10**, 3268 (2020).
- ⁴³*Technology Readiness Levels Handbook For Space Applications* (2008).
- ⁴⁴Q. Bodart, S. Merlet, N. Malossi, F. Pereira Dos Santos, P. Bouyer, and A. Landragin, "A cold atom pyramidal gravimeter with a single laser beam," *Appl. Phys. Lett.* **96**, 134101 (2010).
- ⁴⁵T. Farah, P. Gillot, B. Cheng, S. Merlet, and F. Pereira Dos Santos, "Effective velocity distribution in an atom gravimeter: Effect of the convolution with the response of the detection," *Phys. Rev. A* **90**, 023606 (2014).
- ⁴⁶P. Gillot, B. Cheng, S. Merlet, and F. Pereira Dos Santos, "Limits to the symmetry of a mach-zehnder-type atom interferometer," *Phys. Rev. A* **93**, 013609 (2016).
- ⁴⁷B. S. Malek, Z. Pagel, X. Wu, and H. Müller, "Embedded control system for mobile atom interferometers," *Rev. Sci. Instrum.* **90**, 073103 (2019).
- ⁴⁸A. Bertoldi, C.-H. Feng, H. Eneriz-Imaz, M. Carey, N. Devang, J. Junca, X. Zou, D. O. Sabulsky, B. Canuel, P. Bouyer, and M. Prevedelli, "A control hardware based on a field programmable gate array for experiments in atomic physics," *Rev. Sci. Instrum.* **91**, 033203 (2020).
- ⁴⁹"Artiq (advanced real-time infrastructure for quantum physics)," .
- ⁵⁰B. Fang, I. Dutta, P. Gillot, D. Savoie, J. Lautier, B. Cheng, C. L. G. Alzar, R. Geiger, S. Merlet, F. Pereira Dos Santos, and A. Landragin, "Metrology with atom interferometry: Inertial sensors from laboratory to field applications," *J. Phys. Conf. Ser.* **723**, 012049 (2016).
- ⁵¹A. Peters, K. Y. Chung, and S. Chu, "Measurement of gravitational acceleration by dropping atoms," *Nature* **400**, 849–852 (1999).
- ⁵²A. Peters, K. Y. Chung, and S. Chu, "High-precision gravity measurements using atom interferometry," *Metrologia* **38**, 25 – 61 (2001).
- ⁵³T. M. Niebauer, G. S. Sasagawa, J. E. Faller, R. Hilt, and F. Klock, "A new generation of absolute gravimeters," *Metrologia* **32**, 159–180 (1995).
- ⁵⁴M. Snadden, J. McGuirk, P. Bouyer, K. Haritos, and M. Kasevich, "Measurement of the Earth's Gravity Gradient with an Atom Interferometer-Based Gravity Gradiometer," *Phys. Rev. Lett.* **81**, 971–974 (1998).
- ⁵⁵A. Bertoldi, G. Lamporesi, L. Cacciapuoti, M. de Angelis, M. Fattori, T. Petelski, A. Peters, M. Prevedelli, J. Stuhler, and G. M. Tino, "Atom interferometry gravity-gradiometer for the determination of the Newtonian gravitational constant G," *Euro. Phys. J. D* **40**, 271 (2006).
- ⁵⁶C. Freier, *Atom Interferometry at Geodetic Observatories*, Ph.D. thesis, Humboldt-Universität zu Berlin (2017).
- ⁵⁷A. Louchet-Chauvet, T. Farah, Q. Bodart, A. Clairon, A. Landragin, S. Merlet, and F. Pereira Dos Santos, "The influence of transverse motion within an atomic gravimeter," *New J. Phys.* **13**, 065025 (2011).
- ⁵⁸M. Schmidt, A. Senger, M. Hauth, C. Freier, V. Schkolnik, and A. Peters, "A mobile high-precision absolute gravimeter based on atom interferometry," *Gyroscopy Navig.* **2**, 170–177 (2011).
- ⁵⁹AOsense website: <https://aosense.com>.
- ⁶⁰Z. Jiang, V. Pálkás, F. E. Arias, J. Liard, S. Merlet, H. Wilmes, L. Vitushkin, L. Robertsson, L. Tisserand, F. Pereira Dos Santos, Q. Bodart, R. Falk, H. Baumann, S. Mizushima, J. Mäkinen, M. Bilker-Koivula, C. Lee, I. M. Choi, B. Karaboce, W. Ji, Q. Wu, D. Ruess, C. Ullrich, J. Kostelecký, D. Schmege, M. Eckl, L. Timmen, N. Le Moigne, R. Bayer, T. Olszak, J. Ägren, C. Del Negro, F. Greco, M. Diamant, S. Deroussi, S. Bonvalot, J. Krynski, M. Sekowski, H. Hu, L. J. Wang, S. Svitlov, A. Germak, O. Francis, M. Becker, D. Inglis, and I. Robinson, "The 8th International Comparison of Absolute Gravimeters 2009: the first Key Comparison (CCM.G-K1) in the field of absolute gravimetry," *Metrologia* **49**, 666–684 (2012).
- ⁶¹O. Francis, H. Baumann, T. Volarik, C. Rothleitner, G. Klein, M. Seil, N. Dando, R. Tracey, C. Ullrich, S. Castelein, H. Hua, W. Kang, S. Chongyang, X. Songbo, T. Hongbo, L. Zhengyuan, V. Pálkás, J. Kostelecký, J. Mäkinen, J. Näränen, S. Merlet, T. Farah, C. Guerlin, F. Pereira Dos Santos, N. L. Moigne, C. Champollion, S. Deville, L. Timmen, R. Falk, H. Wilmes, D. Iacovone, F. Baccaro, A. Germak, E. Biolcati, J. Krynski, M. Sekowski, T. Olszak, A. Pachuta, J. Ägren, A. Engfeldt, R. Reudink, P. Inacio, D. McLaughlin, G. Shannon, M. Eckl, T. Wilkins, D. v. Westrum, and R. Billson, "The European Comparison of Absolute Gravimeters 2011 (ECAG-2011) in Walferdange, Luxembourg: results and recommendations," *Metrologia* **50**, 257–268 (2013).
- ⁶²O. Francis, H. Baumann, C. Ullrich, S. Castelein, M. V. Camp, M. A. de Sousa, R. L. Melhorato, C. Li, J. Xu, D. Su, S. Wu, H. Hu, K. Wu, G. Li, Z. Li, W.-C. Hsieh, V. Pálkás, J. Kostelecký, J. Mäkinen, J. Näränen, S. Merlet, F. P. D. Santos, P. Gillot, J. Hinderer, J.-D. Bernard, N. L. Moigne, B. Fores, O. Gitlein, M. Schilling, R. Falk, H. Wilmes, A. Germak, E. Biolcati, C. Origlia, D. Iacovone, F. Baccaro, S. Mizushima, R. D. Plaen, G. Klein, M. Seil, R. Radinovic, M. Sekowski, P. Dykowski, I.-M. Choi, M.-S. Kim, A. Borreguero, S. Sainz-Maza, M. Calvo, A. Engfeldt, J. Ägren, R. Reudink, M. Eckl, D. van Westrum, R. Billson, and B. Ellis, "CCM.G-K2 key comparison," *Metrologia* **52**, 07009–07009 (2015).
- ⁶³S. Wu, J. Feng, C. Li, D. Su, Q. Wang, R. Hu, L. Hu, J. Xu, W. Ji, C. Ullrich, V. Pálkás, J. Kostelecký, M. Bilker-Koivula, J. Näränen, S. Merlet, N. L. Moigne, S. Mizushima, O. Francis, I.-M. Choi, M.-S. Kim, H. M. Alotaibi, A. Aljuwayr, H. Baumann, T. Priuenrom, N. Woradet, C. Kirbaş, İ. Coşkun, and D. Newel, "The results of CCM.G-K2.2017 key comparison," *Metrologia* **57**, 07002–07002 (2020).
- ⁶⁴S.-K. Wang, Y. Zhao, W. Zhuang, T.-C. Li, S.-Q. Wu, J.-Y. Feng, and C.-J. Li, "Shift evaluation of the atomic gravimeter NIM-AGRb-1 and its comparison with FG5X," *Metrologia* **55**, 360–365 (2018).
- ⁶⁵Y.-y. Xu, J.-f. Cui, K. Qi, X.-b. Deng, M.-k. Zhou, X.-c. Duan, and Z.-k. Hu, "On-site calibration of the raman laser absolute frequency for atom gravimeters," *Phys. Rev. A* **97**, 063626

- (2018).
- ⁶⁶Z. Fu, B. Wu, B. Cheng, Y. Zhou, K. Weng, D. Zhu, Z. Wang, and Q. Lin, "A new type of compact gravimeter for long-term absolute gravity monitoring," *Metrologia* **56**, 025001 (2019).
 - ⁶⁷Y. Bidet, N. Zahzam, C. Blanchard, A. Bonnin, M. Cadoret, A. Bresson, D. Rouxel, and M. F. Lequentrec-Lalancette, "Absolute marine gravimetry with matter-wave interferometry," *Nat Commun* **9**, 627 (2018).
 - ⁶⁸Y. Bidet, N. Zahzam, A. Bresson, C. Blanchard, M. Cadoret, A. V. Olesen, and R. Forsberg, "Absolute airborne gravimetry with a cold atom sensor," *J Geod* **94**, 20 (2020).
 - ⁶⁹V. Ménoret, P. Vermeulen, N. Le Moigne, S. Bonvalot, P. Bouyer, A. Landragin, and B. Desruelle, "Gravity measurements below $10^{-9}g$ with a transportable absolute quantum gravimeter," *Sci Rep* **8** (2018).
 - ⁷⁰J. M. Hensley, A. Peters, and S. Chu, "Active low frequency vertical vibration isolation," *Rev. Sci. Instrum.* **70**, 2735-2741 (1999).
 - ⁷¹M.-K. Zhou, Z.-K. Hu, X.-C. Duan, B.-L. Sun, L.-L. Chen, Q.-Z. Zhang, and J. Luo, "Performance of a cold-atom gravimeter with an active vibration isolator," *Phys. Rev. A* **86**, 043630 (2012).
 - ⁷²B. Tang, L. Zhou, Z. Xiong, J. Wang, and M. Zhan, "A programmable broadband low frequency active vibration isolation system for atom interferometry," *Rev. Sci. Instrum.* **85**, 093109 (2014).
 - ⁷³M.-K. Zhou, X. Xiong, L.-L. Chen, J.-F. Cui, X.-C. Duan, and Z.-K. Hu, "Note: A three-dimension active vibration isolator for precision atom gravimeters," *Rev. Sci. Instrum.* **86**, 046108 (2015).
 - ⁷⁴L. Dong-Yun, C. Bing, Z. Yin, W. Bin, W. Xiao-Long, and L. Qiang, "Ultra-low frequency active vibration control for cold atom gravimeter based on sliding-mode robust algorithm," *Acta Physica Sinica* **67**, 020702 (2018).
 - ⁷⁵Y. Zhou, D. Luo, B. Wu, B. Cheng, and Q. Lin, "Active vibration isolation system based on the ladrc algorithm for atom interferometry," *Appl. Opt.* **59**, 3487-3493 (2020).
 - ⁷⁶S. Merlet, J. L. Gouët, Q. Bodart, A. Clairon, A. Landragin, F. Pereira Dos Santos, and P. Rouchon, "Operating an atom interferometer beyond its linear range," *Metrologia* **46**, 87-94 (2009).
 - ⁷⁷J. Lautier, L. Volodimer, T. Hardin, S. Merlet, M. Lours, F. Pereira Dos Santos, and A. Landragin, "Hybridizing matter-wave and classical accelerometers," *Appl. Phys. Lett.* **105**, 144102 (2014).
 - ⁷⁸H. Müller, S.-w. Chiow, S. Herrmann, S. Chu, and K.-Y. Chung, "Atom-Interferometry Tests of the Isotropy of Post-Newtonian Gravity," *Phys. Rev. Lett.* **100**, 031101 (2008).
 - ⁷⁹P. Gillot, O. Francis, A. Landragin, F. Pereira Dos Santos, and S. Merlet, "Stability comparison of two absolute gravimeters: optical versus atomic interferometers," *Metrologia* **51**, L15-L17 (2014).
 - ⁸⁰C. Freier, M. Hauth, V. Schkolnik, B. Leykauf, M. Schilling, H. Wziontek, H.-G. Scherneck, J. Müller, and A. Peters, "Mobile quantum gravity sensor with unprecedented stability," *J. Phys. Conf. Ser.* **723**, 012050 (2016).
 - ⁸¹T. Farah, C. Guerlin, A. Landragin, P. Bouyer, S. Gaffet, F. Pereira Dos Santos, and S. Merlet, "Underground operation at best sensitivity of the mobile LNE-SYRTE cold atom gravimeter," *Gyroscopy Navig.* **5**, 266-274 (2014).
 - ⁸²P. Cheinet, B. Canuel, F. Pereira Dos Santos, A. Gauguier, F. Yver-Leduc, and A. Landragin, "Measurement of the sensitivity function in a time-domain atomic interferometer," *IEEE Transactions on Instrumentation and Measurement* **57**, 1141-1148 (2008).
 - ⁸³B. Fang, N. Mielec, D. Savoie, M. Altiorio, A. Landragin, and R. Geiger, "Improving the phase response of an atom interferometer by means of temporal pulse shaping," *New J. Phys* **20**, 023020 (2018).
 - ⁸⁴J. M. McGuirk, G. T. Foster, J. B. Fixler, M. J. Snadden, and M. A. Kasevich, "Sensitive absolute-gravity gradiometry using atom interferometry," *Phys. Rev. A* **65**, 033608 (2002).
 - ⁸⁵F. Sorrentino, Q. Bodart, L. Cacciapuoti, Y.-H. Lien, M. Prevedelli, G. Rosi, L. Salvi, and G. M. Tino, "Sensitivity limits of a raman atom interferometer as a gravity gradiometer," *Phys. Rev. A* **89**, 023607 (2014).
 - ⁸⁶G. W. Biedermann, X. Wu, L. Deslauriers, S. Roy, C. Mahadeswaraswamy, and M. A. Kasevich, "Testing gravity with cold-atom interferometers," *Phys. Rev. A* **91**, 033629 (2015).
 - ⁸⁷D. S. Weiss, B. C. Young, and S. Chu, "Precision measurement of c_s based on photon recoil using laser-cooled atoms and atomic interferometry," *Appl. Phys. B* **59**, 217-256 (1994).
 - ⁸⁸H. C. Lefèvre, "The fiber-optic gyroscope, a century after Sagnac's experiment: The ultimate rotation-sensing technology?" *Comptes Rendus Physique The Sagnac effect: 100 years later / L'effet Sagnac : 100 ans après*, **15**, 851-858 (2014).
 - ⁸⁹A. Gauguier, T. E. Mehlstäubler, T. Lévêque, J. Le Gouët, W. Chaibi, B. Canuel, A. Clairon, F. P. Dos Santos, and A. Landragin, "Off-resonant raman transition impact in an atom interferometer," *Phys. Rev. A* **78**, 043615 (2008).
 - ⁹⁰S.-Y. Lan, P.-C. Kuan, B. Estey, P. Haslinger, and H. Müller, "Influence of the Coriolis Force in Atom Interferometry," *Phys. Rev. Lett.* **108**, 090402 (2012).
 - ⁹¹M. Hauth, C. Freier, V. Schkolnik, M. Senger, A. Schmidt, and A. Peters, "First gravity measurements using the mobile atom interferometer gain," *Appl. Phys. B* **113**, 49-55 (2013).
 - ⁹²R. Karcher, A. Imanaliev, S. Merlet, and F. Pereira Dos Santos, "Improving the accuracy of atom interferometers with ultracold sources," *New J. Phys* **20**, 113041 (2018).
 - ⁹³V. Schkolnik, B. Leykauf, M. Hauth, C. Freier, and A. Peters, "The effect of wavefront aberrations in atom interferometry," *Appl. Phys. B* **120**, 311-316 (2015).
 - ⁹⁴M.-k. Zhou, Q. Luo, L.-l. Chen, X.-c. Duan, and Z.-k. Hu, "Observing the effect of wave-front aberrations in an atom interferometer by modulating the diameter of raman beams," *Phys. Rev. A* **93**, 043610 (2016).
 - ⁹⁵T. M. Niebauer, R. Billson, A. Schiel, D. van Westrum, and F. Kloppe, "The self-attraction correction for the FG5X absolute gravity meter," *Metrologia* **50**, 1-8 (2012).
 - ⁹⁶Muquans website: <https://www.muquans.com>.
 - ⁹⁷M. Thomas, P. Espel, D. Ziane, P. Pinot, P. Juncar, F. Pereira Dos Santos, S. Merlet, F. Piquemal, and G. Genevès, "First determination of the Planck constant using the LNE watt balance," *Metrologia* **52**, 433-443 (2015).
 - ⁹⁸M. Thomas, D. Ziane, P. Pinot, R. Karcher, A. Imanaliev, F. Pereira Dos Santos, S. Merlet, F. Piquemal, and P. Espel, "A determination of the Planck constant using the LNE Kibble balance in air," *Metrologia* **54**, 468-480 (2017).
 - ⁹⁹S. Schlamminger, *Redefining the Kilogram and Other Units* (IOP Publishing, 2018).
 - ¹⁰⁰M. Stock, R. Davis, E. de Mirandés, and M. J. T. Milton, "The revision of the SI-scale of three decades of progress in metrology," *Metrologia* **56**, 022001 (2019).
 - ¹⁰¹J. B. Fixler, G. T. Foster, J. M. McGuirk, and M. A. Kasevich, "Atom Interferometer Measurement of the Newtonian Constant of Gravity," *Science* **315**, 74-77 (2007).
 - ¹⁰²G. Rosi, F. Sorrentino, L. Cacciapuoti, M. Prevedelli, and G. M. Tino, "Precision measurement of the Newtonian gravitational constant using cold atoms," *Nature* **510**, 518-521 (2014).
 - ¹⁰³R. Geiger, V. Ménoret, G. Stern, N. Zahzam, P. Cheinet, B. Battelier, A. Villing, F. Moron, M. Lours, Y. Bidet, A. Bresson, A. Landragin, and P. Bouyer, "Detecting inertial effects with airborne matter-wave interferometry," *Nat Commun* **2**, 474 (2011).
 - ¹⁰⁴Y. Bidet, O. Carraz, R. Charrière, M. Cadoret, N. Zahzam, and A. Bresson, "Compact cold atom gravimeter for field applications," *Appl. Phys. Lett.* **102**, 144107 (2013).
 - ¹⁰⁵V. Ménoret, R. Geiger, G. Stern, N. Zahzam, B. Battelier, A. Bresson, A. Landragin, and P. Bouyer, "Dual-wavelength laser source for onboard atom interferometry," *Opt. Lett.* **36**, 4128-4130 (2011).
 - ¹⁰⁶M. de Angelis, M. C. Angonin, Q. Beauvais, C. Becker, A. Bertoldi, K. Bongs, T. Bourdel, P. Bouyer, V. Boyer, S. Dörscher, H. Duncker, W. Ertmer, T. Fernholz, T. M. Fromhold, W. Herr, P. Krüger, C. Kürbis, C. J. Mello, F. Pereira Dos Santos, A. Peters, N. Poli, M. Popp, M. Prevedelli, E. M. Rasel, J. Rudolph, F. Schreck, K. Sengstock, F. Sorrentino, S. Stellmer, G. M. Tino, T. Valenzuela,

- T. J. Wendrich, A. Wicht, P. Windpassinger, and P. Wolf, "iSense: A Portable Ultracold-Atom-Based Gravimeter," *Procedia Computer Science Proceedings of the 2nd European Future Technologies Conference and Exhibition 2011 (FET 11)*, **7**, 334-336 (2011).
- ¹⁰⁷D. Boddice, N. Metje, and G. Tuckwell, "Capability assessment and challenges for quantum technology gravity sensors for near surface terrestrial geophysical surveying," *J. Appl. Geophys.* **146**, 149-159 (2017).
- ¹⁰⁸Newton g project: <http://www.newton-g.eu/index.htm>.
- ¹⁰⁹O. Carraz, C. Siemes, L. Massotti, R. Haagmans, and P. Silvestrin, "A Spaceborne Gravity Gradiometer Concept Based on Cold Atom Interferometers for Measuring Earth's Gravity Field," *Microgravity Sci. Technol.* **26**, 139 (2014).
- ¹¹⁰K. Douch, H. Wu, C. Schubert, J. Müller, and F. Pereira Dos Santos, "Simulation-based evaluation of a cold atom interferometry gradiometer concept for gravity field recovery," *Adv. Space Res.* **61**, 1307-1323 (2018).
- ¹¹¹S.-w. Chiow, J. Williams, and N. Yu, "Laser-ranging long-baseline differential atom interferometers for space," *Phys. Rev. A* **92**, 063613 (2015).
- ¹¹²P. Abrykov, R. Pail, T. Gruber, N. Zahzam, A. Bresson, E. Hardy, B. Christophe, Y. Bidel, O. Carraz, and C. Siemes, "Impact of a novel hybrid accelerometer on satellite gravimetry performance," *Adv. Space Res.* **63**, 3235-3248 (2019).
- ¹¹³T. Lévêque, C. Fallet, M. Manda, R. Biancale, J. M. Lemoine, S. Tardivel, M. Delpêch, G. Ramillien, J. Panet, S. Bourgogne, F. Pereira Dos Santos, and P. Bouyer, "Correlated atom accelerometers for mapping the Earth gravity field from Space," in *International Conference on Space Optics — ICSSO 2018*, Vol. 11180 (International Society for Optics and Photonics, 2019) p. 111800W.
- ¹¹⁴A. Trimeche, B. Battelier, D. Becker, A. Bertoldi, P. Bouyer, C. Braxmaier, E. Charron, R. Corgier, M. Cornelius, K. Douch, N. Gaaloul, S. Herrmann, J. Müller, E. Rasel, C. Schubert, H. Wu, and F. Pereira dos Santos, "Concept study and preliminary design of a cold atom interferometer for space gravity gradiometry," *Class. Quantum Grav.* **36**, 215004 (2019).
- ¹¹⁵F. Miglaccio, M. Reguzzoni, K. Batsukh, G. M. Tino, G. Rosi, F. Sorrentino, C. Braitenberg, P. Pivetta, D. F. Barbolla, and S. Zoffoli, "MOCASS: A Satellite Mission Concept Using Cold Atom Interferometry for Measuring the Earth Gravity Field," *Surv. Geophys.* **40**, 1029-1053 (2019).
- ¹¹⁶A. Lenef, T. D. Hammond, E. T. Smith, M. S. Chapman, R. A. Rubenstein, and D. E. Pritchard, "Rotation sensing with an atom interferometer," *Phys. Rev. Lett.* **78**, 760-763 (1997).
- ¹¹⁷T. L. Gustavson, P. Bouyer, and M. A. Kasevich, "Precision Rotation Measurements with an Atom Interferometer Gyroscope," *Phys. Rev. Lett.* **78**, 2046-2049 (1997).
- ¹¹⁸D. S. Durfee, Y. K. Shaham, and M. A. Kasevich, "Long-term stability of an area-reversible atom-interferometer sagnac gyroscope," *Phys. Rev. Lett.* **97**, 240801 (2006).
- ¹¹⁹T. L. Gustavson, A. Landragin, and M. A. Kasevich, "Rotation sensing with a dual atom-interferometer sagnac gyroscope," *Classical and Quantum Gravity* **17**, 2385 (2000).
- ¹²⁰G. Sagnac, "L'éther lumineux démontré par l'effet du vent relatif d'éther dans un interféromètre en rotation uniforme," *C. R. Acad. Sci. (Paris)* **157**, 708 (1913).
- ¹²¹E. Gourgoulhon, *Special Relativity in General Frames: From Particles to Astrophysics*, Graduate Texts in Physics (Springer Berlin Heidelberg, 2013).
- ¹²²P. Wolf, L. Blanchet, C. J. Bordé, S. Reynaud, C. Salomon, and C. Cohen-Tannoudji, "Does an atom interferometer test the gravitational redshift at the Compton frequency?" *Class. Quantum Grav.* **28**, 145017 (2011).
- ¹²³J. Fils, F. Leduc, P. Bouyer, D. Holleville, N. Dimarcq, A. Clairon, and A. Landragin, "Influence of optical aberrations in an atomic gyroscope," *Eur. Phys. J. D* **36**, 257-260 (2005).
- ¹²⁴B. Canuel, F. Leduc, D. Holleville, A. Gauguier, J. Fils, A. Virdis, A. Clairon, N. Dimarcq, C. J. Bordé, A. Landragin, and P. Bouyer, "Six-axis inertial sensor using cold-atom interferometry," *Phys. Rev. Lett.* **97**, 010402 (2006).
- ¹²⁵A. Gauguier, T. E. Mehlstäubler, T. Lévêque, J. Le Gouët, W. Chaïbi, B. Canuel, A. Clairon, F. Pereira Dos Santos, and A. Landragin, "Off-resonant Raman transition impact in an atom interferometer," *Phys. Rev. A* **78**, 043615 (2008).
- ¹²⁶C. Jentsch, *Konzeption und Aufbau eines Experimentes zur quantenlimitierten Inertialsensorik mit lasergekühlten Rubidiumatomen* (Cuvillier Verlag, 2004).
- ¹²⁷K. Takase, *Precision rotation rate measurements with a mobile atom interferometer*, Ph.D. thesis, Stanford University (2008).
- ¹²⁸J. K. Stockton, K. Takase, and M. A. Kasevich, "Absolute Geodetic Rotation Measurement Using Atom Interferometry," *Phys. Rev. Lett.* **107**, 133001 (2011).
- ¹²⁹T. Müller, M. Gilowski, M. Zaiser, P. Berg, C. Schubert, T. Wendrich, W. Ertmer, and E. M. Rasel, "A compact dual atom interferometer gyroscope based on laser-cooled rubidium," *Eur. Phys. J. D* **53**, 273-281 (2009).
- ¹³⁰G. Tackmann, P. Berg, C. Schubert, S. Abend, M. Gilowski, W. Ertmer, and E. M. Rasel, "Self-alignment of a compact large-area atomic sagnac interferometer," *New J. Phys.* **14**, 015002 (2012).
- ¹³¹P. Berg, S. Abend, G. Tackmann, C. Schubert, E. Giese, W. P. Schleich, F. A. Narducci, W. Ertmer, and E. M. Rasel, "Composite-Light-Pulse Technique for High-Precision Atom Interferometry," *Phys. Rev. Lett.* **114**, 063002 (2015).
- ¹³²Z.-W. Yao, S.-B. Lu, R.-B. Li, J. Luo, J. Wang, and M.-S. Zhan, "Calibration of atomic trajectories in a large-area dual-atom-interferometer gyroscope," *Phys. Rev. A* **97**, 013620 (2018).
- ¹³³D. Savoie, M. Altorio, B. Fang, L. A. Sidorenkov, R. Geiger, and A. Landragin, "Interleaved atom interferometry for high-sensitivity inertial measurements," *Sci Adv* **4**, eaau7948 (2018).
- ¹³⁴I. Dutta, D. Savoie, B. Fang, B. Venon, C. L. Garrido Alzar, R. Geiger, and A. Landragin, "Continuous cold-atom inertial sensor with 1 nrad/sec rotation stability," *Phys. Rev. Lett.* **116**, 183003 (2016).
- ¹³⁵M. Altorio, L. A. Sidorenkov, R. Gautier, D. Savoie, A. Landragin, and R. Geiger, "Accurate trajectory alignment in cold-atom interferometers with separated laser beams," *Phys. Rev. A* **101**, 033606 (2020).
- ¹³⁶W.-J. Xu, L. Cheng, J. Liu, C. Zhang, K. Zhang, Y. Cheng, Z. Gao, L.-S. Cao, X.-C. Duan, M.-K. Zhou, and Z.-K. Hu, "Effects of wave-front tilt and air density fluctuations in a sensitive atom interferometry gyroscope," *Opt. Express* **28**, 12189-12200 (2020).
- ¹³⁷S. M. Dickerson, J. M. Hogan, A. Sugarbaker, D. M. S. Johnson, and M. A. Kasevich, "Multiaxis inertial sensing with long-time point source atom interferometry," *Phys. Rev. Lett.* **111**, 083001 (2013).
- ¹³⁸C. Avinadav, D. Yankelev, M. Shuker, N. Davidson, and O. Firstenberg, "Rotation sensing with improved stability using point source atom interferometry," *arXiv e-prints*, arXiv:2002.08369 (2020), [arXiv:2002.08369 \[physics.atom-ph\]](https://arxiv.org/abs/2002.08369).
- ¹³⁹Y.-J. Chen, A. Hansen, G. W. Hoth, E. Ivanov, B. Pelle, J. Kitching, and E. A. Donley, "Single-source multiaxis cold-atom interferometer in a centimeter-scale cell," *Phys. Rev. Applied* **12**, 014019 (2019).
- ¹⁴⁰J. Cui, Q. Zhao, and G. Yan, "Effective bias warm-up time reduction for mems gyroscopes based on active suppression of the coupling stiffness," *Microsyst Nanoeng* **5**, 18 (2019).
- ¹⁴¹Website: https://issuu.com/globalbusinessmedia.org/docs/defence_industry_reports_95.
- ¹⁴²Blue Seis 1C <http://www.blueseis.com/>.
- ¹⁴³Y. N. Korkishko, V. A. Fedorov, V. E. Prilutskiy, V. G. Ponomarev, I. V. Fedorov, S. M. Kostitskiy, I. V. Morev, D. V. Obuhovich, S. V. Prilutskiy, A. I. Zuev, and V. K. Varnakov, "High-precision inertial measurement unit imu-5000," in *2018 IEEE International Symposium on Inertial Sensors and Systems (INERTIAL)* (26-2) pp. 1-4.
- ¹⁴⁴F. Delhay, "Hrg by safran: The game-changing technology," in *2018 IEEE International Symposium on Inertial Sensors and Systems (INERTIAL)* (26-2) pp. 1-4.
- ¹⁴⁵K. U. Schreiber and J.-P. R. Wells, "Invited review article: Large ring lasers for rotation sensing," *Rev. Sci. Instrum.* **84**, 041101 (2013).
- ¹⁴⁶K. U. Schreiber, T. Klügel, J.-P. R. Wells, R. B. Hurst, and A. Gebauer, "How to detect the Chandler and the annual wobble of the earth with a large ring laser gyroscope," *Phys. Rev. Lett.*



This is the author's peer reviewed, accepted manuscript. However, the online version of record will be different from this version once it has been copyedited and typeset.

PLEASE CITE THIS ARTICLE AS DOI: 10.1116/5.0009093

- [107, 173904 \(2011\).](#)
- ¹⁴⁷C. Hadzioannou, P. Gaebler, U. Schreiber, J. Wassermann, and H. Igel, "Examining ambient noise using colocated measurements of rotational and translational motion," *J Seismol* **16**, 787–796 (2012).
- ¹⁴⁸A. Landragin, A. Clairon, N. Dimarcq, P. Teyssandier, C. Salomon, E. M. Rasel, W. Ertmer, C. H. J. Bordé, P. Tournenc, P. Bouyer, M. Caldwell, R. Bingham, B. Kent, M. Sandford, P. Wolf, S. Airey, and G. Bagnasco, "Hyper: Atom interferometry in space," in *Advanced Technology and Particle Physics*, pp. 16–22.
- ¹⁴⁹C. Jentsch, T. Müller, E. M. Rasel, and W. Ertmer, "Hyper: A satellite mission in fundamental physics based on high precision atom interferometry," *General Relativity and Gravitation* **36**, 2197–2221 (2004).
- ¹⁵⁰B. Battelier, B. Barrett, L. Fouché, L. Chichet, L. Antonimicollier, H. Porte, F. Napolitano, J. Lautier, A. Landragin, and P. Bouyer, "Development of compact cold-atom sensors for inertial navigation," in *Quantum Optics*, Vol. 9900, edited by J. Stuhler and A. J. Shields, International Society for Optics and Photonics (SPIE, 2016) pp. 21–37.
- ¹⁵¹H. J. McGuinness, A. V. Rakholia, and G. W. Biedermann, "High data-rate atom interferometer for measuring acceleration," *Appl. Phys. Lett.* **100**, 011106 (2012).
- ¹⁵²A. V. Rakholia, H. J. McGuinness, and G. W. Biedermann, "Dual-axis high-data-rate atom interferometer via cold ensemble exchange," *Phys. Rev. Applied* **2**, 054012 (2014).
- ¹⁵³G. W. Biedermann, H. J. McGuinness, A. V. Rakholia, Y.-Y. Jau, D. R. Wheeler, J. D. Sterk, and G. R. Burns, "Atom interferometry in a warm vapor," *Phys. Rev. Lett.* **118**, 163601 (2017).
- ¹⁵⁴R. P. Middlemiss, A. Samarelli, D. J. Paul, J. Hough, S. Rowan, and G. D. Hammond, "Measurement of the Earth tides with a MEMS gravimeter," *Nature* **531**, 614–617 (2016).
- ¹⁵⁵C. Jekeli, "Navigation Error Analysis of Atom Interferometer Inertial Sensor," *Navigation* **52**, 1–14 (2005).
- ¹⁵⁶P. Cheiney, L. Fouché, S. Templier, F. Napolitano, B. Battelier, P. Bouyer, and B. Barrett, "Navigation-compatible hybrid quantum accelerometer using a kalman filter," *Phys. Rev. Applied* **10**, 034030 (2018).
- ¹⁵⁷A. Bonnin, C. Diboune, N. Zahzam, Y. Bidel, M. Cadoret, and A. Bresson, "New concepts of inertial measurements with multi-species atom interferometry," *Appl. Phys. B* **124**, 181 (2018).
- ¹⁵⁸D. Yankelev, C. Avinadav, N. Davidson, and O. Firstenberg, "Multiport atom interferometry for inertial sensing," *Phys. Rev. A* **100**, 023617 (2019).
- ¹⁵⁹C. Avinadav, D. Yankelev, O. Firstenberg, and N. Davidson, "Composite-fringe atom interferometry for high dynamic-range sensing," arXiv e-prints , arXiv:1912.12304 (2019), [arXiv:1912.12304 \[physics.atom-ph\]](#).
- ¹⁶⁰B. Barrett, P. Cheiney, B. Battelier, F. Napolitano, and P. Bouyer, "Multidimensional atom optics and interferometry," *Phys. Rev. Lett.* **122**, 043604 (2019).
- ¹⁶¹M. Cadoret, E. de Mirandes, P. Cladé, S. Guellati-Khélifa, C. Schwob, F. Nez, L. Julien, and F. Biraben, "Combination of bloch oscillations with a Ramsey-Bordé interferometer: New determination of the fine structure constant," *Phys. Rev. Lett.* **101**, 230801 (2008).
- ¹⁶²C. J. Bordé, C. Salomon, S. Avrillier, A. van Lerberghe, C. Bréant, D. Bassi, and G. Scoles, "Optical Ramsey fringes with traveling waves," *Phys. Rev. A* **30**, 1836–1848 (1984).
- ¹⁶³R. Bouchendira, P. Cladé, S. Guellati-Khélifa, F. Nez, and F. Biraben, "New determination of the fine structure constant and test of the quantum electrodynamics," *Phys. Rev. Lett.* **106**, 080801 (2011).
- ¹⁶⁴R. H. Parker, C. Yu, W. Zhong, B. Estey, and H. Müller, "Measurement of the fine-structure constant as a test of the Standard Model," *Science* **360**, 191–195 (2018).
- ¹⁶⁵H. Ahlers, H. Müntinga, A. Wenzlawski, M. Krutzik, G. Tackmann, S. Abend, N. Gaaloul, E. Giese, A. Roura, R. Kuhl, C. Lämmerzahl, A. Peters, P. Windpassinger, K. Sengstock, W. P. Schleich, W. Ertmer, and E. M. Rasel, "Double bragg interferometry," *Phys. Rev. Lett.* **116**, 173601 (2016).
- ¹⁶⁶W.-J. Xu, M.-K. Zhou, M.-M. Zhao, K. Zhang, and Z.-K. Hu, "Quantum tiltmeter with atom interferometry," *Phys. Rev. A* **96**, 063606 (2017).
- ¹⁶⁷S. Dimopoulos, P. W. Graham, J. M. Hogan, M. A. Kasevich, and S. Rajendran, "Atomic gravitational wave interferometric sensor," *Phys. Rev. D* **78**, 122002 (2008).
- ¹⁶⁸B. Canuel, A. Bertoldi, L. Amand, E. P. d. Borgo, T. Chantrait, C. Danquigny, M. D. Álvarez, B. Fang, A. Freise, R. Geiger, J. Gillot, S. Henry, J. Hinderer, D. Holleville, J. Junca, G. Lefèvre, M. Merzougui, N. Mielec, T. Monfret, S. Pelisson, M. Prevedelli, S. Reynaud, I. Riou, Y. Rogister, S. Rosat, E. Cormier, A. Landragin, W. Chaibi, S. Gaffet, and P. Bouyer, "Exploring gravity with the MIGA large scale atom interferometer," *Sci Rep* **8**, 14064 (2018).
- ¹⁶⁹M.-S. Zhan, J. Wang, W.-T. Ni, D.-F. Gao, G. Wang, L.-X. He, R.-B. Li, L. Zhou, X. Chen, J.-Q. Zhong, B. Tang, Z.-W. Yao, L. Zhu, Z.-Y. Xiong, S.-B. Lu, G.-H. Yu, Q.-F. Cheng, M. Liu, Y.-R. Liang, P. Xu, X.-D. He, M. Ke, Z. Tan, and J. Luo, "Zaiga: Zhaoshan long-baseline atom interferometer gravitation antenna," *Int. J. Mod. Phys. D* , 1940005 (2019).
- ¹⁷⁰B. Canuel, S. Abend, P. Amaro-Seoane, F. Badaracco, Q. Beaufils, A. Bertoldi, K. Bongs, P. Bouyer, C. Braxmaier, W. Chaibi, N. Christensen, F. Fitzek, G. Flouris, N. Gaaloul, S. Gaffet, C. L. Garrido Alzar, R. Geiger, S. Guellati-Khélifa, K. Hammerer, J. Harms, J. Hinderer, J. Junca, S. Katsanevas, C. Klempt, C. Kozanitis, M. Krutzik, A. Landragin, I. Lázaro Roche, B. Leykauf, Y. H. Lien, S. Loriani, S. Merlet, M. Merzougui, M. Nofrarias, P. Papadakos, F. Pereira Dos Santos, A. Peters, D. Plexousakis, M. Prevedelli, E. Rasel, Y. Rogister, S. Rosat, A. Roura, D. O. Sabulsky, V. Schkolnik, D. Schlippert, C. Schubert, L. Sidorenkov, J. N. Siemß, C. F. Sopena, F. Sorrentino, C. Struckmann, G. M. Tino, G. Tsagkatakis, A. Viceré, W. von Klitzing, L. Woerner, and X. Zou, "ELGAR – a European Laboratory for Gravitation and Atom-interferometric Research," arXiv e-prints , arXiv:1911.03701 (2019), [arXiv:1911.03701 \[physics.atom-ph\]](#).
- ¹⁷¹P. W. Graham, J. M. Hogan, M. A. Kasevich, and S. Rajendran, "Resonant mode for gravitational wave detectors based on atom interferometry," *Phys. Rev. D* **94**, 104022 (2016).
- ¹⁷²A. Bertoldi, K. Bongs, P. Bouyer, O. Buchmueller, B. Canuel, L.-I. Caramete, J. Coleman, A. D. Roock, J. Ellis, P. W. Graham, M. G. Haehnel, A. Hees, J. Hogan, W. von Klitzing, M. Krutzik, M. Lewicki, C. McCabe, A. Peters, E. Rasel, D. S. Albert Roura, S. Schiller, C. Schubert, Y. Singh, F. Sorrentino, G. M. Tino, V. Vaskonen, and M.-S. Zhan, "AEDGE: Atomic Experiment for Dark Matter and Gravity Exploration in Space," *EPJ Quantum Technol.* **7**, 6 (2020).
- ¹⁷³S. Fray, C. A. Diez, T. W. Hänsch, and M. Weitz, "Atomic interferometer with amplitude gratings of light and its applications to atom based tests of the equivalence principle," *Phys. Rev. Lett.* **93**, 240404 (2004).
- ¹⁷⁴A. Bonnin, N. Zahzam, Y. Bidel, and A. Bresson, "Simultaneous dual-species matter-wave accelerometer," *Phys. Rev. A* **88**, 043615 (2013).
- ¹⁷⁵D. Schlippert, J. Hartwig, H. Albers, L. L. Richardson, C. Schubert, A. Roura, W. P. Schleich, W. Ertmer, and E. M. Rasel, "Quantum test of the universality of free fall," *Phys. Rev. Lett.* **112**, 203002 (2014).
- ¹⁷⁶M. G. Tarallo, T. Mazzoni, N. Poli, D. V. Sutyryn, X. Zhang, and G. M. Tino, "Test of einstein equivalence principle for 0-spin and half-integer-spin atoms: Search for spin-gravity coupling effects," *Phys. Rev. Lett.* **113**, 023005 (2014).
- ¹⁷⁷L. Zhou, S. Long, B. Tang, X. Chen, F. Gao, W. Peng, W. Duan, J. Zhong, Z. Xiong, J. Wang, Y. Zhang, and M. Zhan, "Test of Equivalence Principle at 10^{-8} Level by a Dual-Species Double-Diffraction Raman Atom Interferometer," *Phys. Rev. Lett.* **115**, 013004 (2015).
- ¹⁷⁸B. Barrett, L. Antonimicollier, L. Chichet, B. Battelier, T. Lévêque, A. Landragin, and P. Bouyer, "Dual matter-wave inertial sensors in weightlessness," *Nat Commun* **7**, 13786 (2016).
- ¹⁷⁹X.-C. Duan, X.-B. Deng, M.-K. Zhou, K. Zhang, W.-J. Xu, F. Xiong, Y.-Y. Xu, C.-G. Shao, J. Luo, and Z.-K. Hu, "Test of the universality of free fall with atoms in different spin orien-

- tations," *Phys. Rev. Lett.* **117**, 023001 (2016).
- ¹⁸⁰G. Rosi, G. D'Amico, L. Cacciapuoti, F. Sorrentino, M. Prevedelli, M. Zych, J. Brukner, and G. M. Tino, "Quantum test of the equivalence principle for atoms in coherent superposition of internal energy states," *Nat Commun* **8**, 15529 (2017).
- ¹⁸¹Ke Zhang, Min-Kang Zhou, Yuan Cheng, Le-Le Chen, Qin Luo, Wen-Jie Xu, Lu-Shuai Cao, Xiao-Chun Duan, Zhong-Kun Hu, "Testing the universality of free fall by comparing the atoms in different hyperfine states with bragg diffraction," *Chin. Phys. Lett.* **37**, 043701 (2020).
- ¹⁸²P. Touboul et al, "Microscope," *Phys. Rev. Lett.* **119**, 231101 (2017).
- ¹⁸³A. Sugarbaker, S. M. Dickerson, J. M. Hogan, D. M. S. Johnson, and M. A. Kasevich, "Enhanced atom interferometer readout through the application of phase shear," *Phys. Rev. Lett.* **111**, 113002 (2013).
- ¹⁸⁴T. van Zoest, N. Gaaloul, Y. Singh, H. Ahlers, W. Herr, S. T. Seidel, W. Ertmer, E. Rasel, M. Eckart, E. Kajari, S. Arnold, G. Nandi, W. P. Schleich, R. Walser, A. Vogel, K. Sengstock, K. Bongs, W. Lewoczko-Adamczyk, M. Schiemangk, T. Schudt, A. Peters, T. Konemann, H. Muntinga, C. Lämmerzahl, H. Dittus, T. Steinmetz, T. W. Hansch, and J. Reichel, "Bose-Einstein Condensation in Microgravity," *Science* **328**, 1540–1543 (2010).
- ¹⁸⁵B. Altschul and others, "Quantum tests of the Einstein Equivalence Principle with the STE-QUEST space mission," *Adv. Space Res.* **55**, 501–524 (2015).
- ¹⁸⁶T. Lévêque, A. Gauguier, F. Michaud, F. Pereira Dos Santos, and A. Landragin, "Enhancing the Area of a Raman Atom Interferometer Using a Versatile Double-Diffraction Technique," *Phys. Rev. Lett.* **103**, 080405 (2009).
- ¹⁸⁷N. Malossi, Q. Bodart, S. Merlet, T. Lévêque, A. Landragin, and F. Pereira Dos Santos, "Double diffraction in an atomic gravimeter," *Phys. Rev. A* **81**, 013617 (2010).
- ¹⁸⁸H. Müller, S.-w. Chiow, Q. Long, S. Herrmann, and S. Chu, "Atom Interferometry with up to 24-Photon-Momentum-Transfer Beam Splitters," *Phys. Rev. Lett.* **100**, 180405 (2008).
- ¹⁸⁹S.-w. Chiow, T. Kovachy, H.-C. Chien, and M. A. Kasevich, "102 h-bar k Large Area Atom Interferometers," *Phys. Rev. Lett.* **107**, 130403 (2011).
- ¹⁹⁰P. Cladé, S. Guellati-Khélifa, F. Nez, and F. Biraben, "Large momentum beam splitter using bloch oscillations," *Phys. Rev. Lett.* **102**, 240402 (2009).
- ¹⁹¹H. Müller, S.-w. Chiow, S. Herrmann, and S. Chu, "Atom interferometers with scalable enclosed area," *Phys. Rev. Lett.* **102**, 240403 (2009).
- ¹⁹²G. D. McDonald, C. C. N. Kuhn, S. Bennetts, J. E. Debs, K. S. Hardman, M. Johnsson, J. D. Close, and N. P. Robins, "80ħk momentum separation with Bloch oscillations in an optically guided atom interferometer," *Phys. Rev. A* **88**, 053620 (2013).
- ¹⁹³G. D. McDonald, C. C. N. Kuhn, S. Bennetts, J. E. Debs, K. S. Hardman, J. D. Close, and N. P. Robins, "A faster scaling in acceleration-sensitive atom interferometers," *EPL (Europhysics Letters)* **105**, 63001 (2014).
- ¹⁹⁴T. Kovachy, S. wey Chiow, and M. A. Kasevich, "Adiabatic-rapid-passage multiphoton bragg atom optics," *Phys. Rev. A* **86**, 011606(R) (2012).
- ¹⁹⁵K. Kotru, D. L. Butts, J. M. Kinast, and R. E. Stoner, "Large-area atom interferometry with frequency-swept raman adiabatic passage," *Phys. Rev. Lett.* **115**, 103001 (2015).
- ¹⁹⁶T. Kovachy, P. Asenbaum, C. Overstreet, C. A. Donnelly, S. M. Dickerson, A. Sugarbaker, J. M. Hogan, and M. A. Kasevich, "Quantum superposition at the half-metre scale," *Nature* **528**, 530–533 (2015).
- ¹⁹⁷B. Plotkin-Swing, D. Gochner, K. E. McAlpine, E. S. Cooper, A. O. Jamison, and S. Gupta, "Three-path atom interferometry with large momentum separation," *Phys. Rev. Lett.* **121**, 133201 (2018).
- ¹⁹⁸M. Gebbe, S. Abend, J.-N. Siemß, M. Gersemann, H. Ahlers, H. Muntinga, S. Herrmann, N. Gaaloul, C. Schubert, K. Hammerer, C. Lämmerzahl, W. Ertmer, and E. M. Rasel, "Twin-lattice atom interferometry," (2019), [arXiv:1907.08416 \[quant-ph\]](https://arxiv.org/abs/1907.08416).
- ¹⁹⁹M. Büchner, R. Delhulle, A. Miffre, C. Robilliard, J. Vigué, and C. Champenois, "Diffraction phases in atom interferometers," *Phys. Rev. A* **68**, 013607 (2003).
- ²⁰⁰T. Kovachy, J. M. Hogan, D. M. S. Johnson, and M. A. Kasevich, "Optical lattices as waveguides and beam splitters for atom interferometry: An analytical treatment and proposal of applications," *Phys. Rev. A* **82**, 013638 (2010).
- ²⁰¹R. H. Parker, C. Yu, B. Estey, W. Zhong, E. Huang, and H. Müller, "Controlling the multiport nature of bragg diffraction in atom interferometry," *Phys. Rev. A* **94**, 053618 (2016).
- ²⁰²B. Estey, C. Yu, H. Müller, P.-C. Kuan, and S.-Y. Lan, "High-resolution atom interferometers with suppressed diffraction phases," *Phys. Rev. Lett.* **115**, 083002 (2015).
- ²⁰³D. Gochner, K. E. McAlpine, B. Plotkin-Swing, A. O. Jamison, and S. Gupta, "Bloch-band picture for light-pulse atom diffraction and interferometry," *Phys. Rev. A* **100**, 043611 (2019).
- ²⁰⁴P. Asenbaum, C. Overstreet, T. Kovachy, D. D. Brown, J. M. Hogan, and M. A. Kasevich, "Phase shift in an atom interferometer due to spacetime curvature across its wave function," *Phys. Rev. Lett.* **118**, 183602 (2017).
- ²⁰⁵P. Hamilton, M. Jaffe, J. M. Brown, L. Maisenbacher, B. Estey, and H. Müller, "Atom interferometry in an optical cavity," *Phys. Rev. Lett.* **114**, 100405 (2015).
- ²⁰⁶I. Riou, N. Mielec, G. Lefèvre, M. Prevedelli, A. Landragin, P. Bouyer, A. Bertoldi, R. Geiger, and B. Camuel, "A marginally stable optical resonator for enhanced atom interferometry," *Journal of Physics B: Atomic, Molecular and Optical Physics* **50**, 155002 (2017).
- ²⁰⁷M. Dove-Álvarez, D. D. Brown, A. W. Jones, C. M. Mow-Lowry, H. Miao, and A. Freise, "Fundamental limitations of cavity-assisted atom interferometry," *Phys. Rev. A* **96**, 053820 (2017).
- ²⁰⁸R. Sapam, N. Mielec, B. Canuel, A. Bertoldi, P. Bouyer, A. Landragin, and R. Geiger, "Study of a compact, large-mode, degenerate optical resonator," in preparation (2020).
- ²⁰⁹N. Mielec, M. Altorio, R. Sapam, D. Horville, D. Holleville, L. A. Sidorenkov, A. Landragin, and R. Geiger, "Atom interferometry with top-hat laser beams," *Appl. Phys. Lett.* **113**, 161108 (2018).
- ²¹⁰S. S. Szigeti, J. E. Debs, J. J. Hope, N. P. Robins, and J. D. Close, "Why momentum width matters for atom interferometry with bragg pulses," *New J. Phys.* **14**, 023009 (2012).
- ²¹¹H. Muntinga, H. Ahlers, M. Krutzik, A. Wenzlawski, S. Arnold, D. Becker, K. Bongs, H. Dittus, H. Duncker, N. Gaaloul, C. Gherasim, E. Giese, C. Grzeschik, T. W. Hänsch, O. Hellmig, W. Herr, S. Herrmann, E. Kajari, S. Kleinert, C. Lämmerzahl, W. Lewoczko-Adamczyk, J. Malcolm, N. Meyer, R. Nolte, A. Peters, M. Popp, J. Reichel, A. Roura, J. Rudolph, M. Schiemangk, M. Schneider, S. T. Seidel, K. Sengstock, V. Tamma, T. Valenzuela, A. Vogel, R. Walser, T. Wendrich, P. Windpassinger, W. Zeller, T. van Zoest, W. Ertmer, W. P. Schleich, and E. M. Rasel, "Interferometry with bose-einstein condensates in microgravity," *Phys. Rev. Lett.* **110**, 093602 (2013).
- ²¹²T. Kovachy, J. M. Hogan, A. Sugarbaker, S. M. Dickerson, C. A. Donnelly, C. Overstreet, and M. A. Kasevich, "Matter wave lensing to picokelvin temperatures," *Phys. Rev. Lett.* **114**, 143004 (2015).
- ²¹³R. P. del Aguila, T. Mazzoni, L. Hu, L. Salvi, G. M. Tino, and N. Poli, "Bragg gravity-gradiometer using the $^1S_0 - ^3P_1$ intercombination transition of ^{88}Sr ," *New J. Phys.* **20**, 043002 (2018).
- ²¹⁴J. Hartwig, S. Abend, C. Schubert, D. Schlippert, H. Ahlers, K. Posso-Trujillo, N. Gaaloul, W. Ertmer, and E. M. Rasel, "Testing the universality of free fall with rubidium and ytterbium in a very large baseline atom interferometer," *New J. Phys.* **17**, 035011 (2015).
- ²¹⁵L. Hu, N. Poli, L. Salvi, and G. M. Tino, "Atom Interferometry with the Sr Optical Clock Transition," *Phys. Rev. Lett.* **119**, 263601 (2017).
- ²¹⁶J. Rudolph, T. Wilkason, M. Nantel, H. Swan, C. M. Holland, Y. Jiang, B. E. Garber, S. P. Carman, and J. M. Hogan, "Large momentum transfer clock atom interferometry on the 689 nm intercombination line of strontium," *Phys. Rev. Lett.* **124**, 083604 (2020).

- (2020).
- ²¹⁷O. Hosten, N. J. Engelsen, R. Krishnakumar, and M. A. Kasevich, "Measurement noise 100 times lower than the quantum-projection limit using entangled atoms," *Nature* **529**, 505–508 (2016).
- ²¹⁸L. Salvi, N. Poli, V. Vuletić, and G. M. Tino, "Squeezing on momentum states for atom interferometry," *Phys. Rev. Lett.* **120**, 033601 (2018).
- ²¹⁹A. Shankar, L. Salvi, M. L. Chiofalo, N. Poli, and M. J. Holland, "Squeezed state metrology with bragg interferometers operating

in a cavity," *Quantum Science and Technology* **4**, 045010 (2019).

Appendix A: List of groups working on cold-atom interferometers

The tables below (I,II,III) summarize the research effort of the main actors in the field and Fig. 14 shows a map with the different groups. Note that only experimental groups are listed here, while there is an important theoretical research effort supporting the instrumental works.



This is the author's peer reviewed, accepted manuscript. However, the online version of record will be different from this version once it has been copyedited and typeset.

PLEASE CITE THIS ARTICLE AS DOI: 10.1116/5.0009093

High-accuracy inertial measurements with cold-atom sensors

25

country	institution	expertise (atomic species)	link
France	SYRTE, Paris	gravimeter, gyroscope, gradiometer, trapped AI, GW detection, atom chips (Rb, Cs)	website
France	LKB, Paris	h/m , LMT, Bloch (Rb)	website
France	ONERA, Palaiseau	gravimeter, gradiometer, WEP test, field applications (Rb)	website
France	LP2N, Bordeaux	WEP test, GW (Rb, K, Sr)	website
France	LCAR, Toulouse Univ.	test of atom neutrality, topological phases, atom chips (Rb)	website
France	<i>Muquans</i> , Bordeaux	gravimeter, gradiometer (Rb)	website
France	<i>iXBlue</i> , Bordeaux	inertial sensors (Rb)	website
Germany	Hannover Univ.	gravimeter, gradiometer, WEP test, GW detection, LMT, atom chips (Rb, K, Yb)	website
Germany	Humboldt Univ.	gravimeter, EP (Rb)	website
Italy	LENS, Florence	gradiometer, trapped AI, WEP test (Rb, Sr, Cd)	website
Italy	<i>AtomSensors</i>	gravimeter, gradiometer (Rb)	website
Israel	Weizman Institute of Science, Rehovot	gravimeter, inertial navigation (Rb)	website
Israel	<i>Rafael Ltd</i>	inertial navigation unit (Rb)	website and Ref. ¹⁵⁸
UK	Univ. Birmingham	gradiometer, field applications (Rb)	website
UK	Imperial College, London	accelerometer, search for dark energy (Rb)	website
UK	<i>Teledyne e2v</i>	gravimeter (Rb)	website
UK	<i>M2 lasers</i>	accelerometer (Rb)	website

Table I. Table of the main actors in the field of inertial sensors based on free-falling cold atoms (**Europe and EU-affiliated area**). AI: Atom interferometry; WEP: Weak Equivalence Principle; GW: Gravitational Wave; LMT: Large Momentum Transfer techniques; BEC: interferometry with Bose Einstein Condensates; h/m : measurement of the recoil velocity. *Companies are shown in italics.*

country	institution	expertise (atomic species)	link
Canada	York University	echo interferometry (Rb)	website
Mexico	Univ. San Luis Potosi	gravimeter (Rb)	website
USA	Stanford Univ.	WEP test, GW detection, LMT, BEC, 10-meter fountain (Rb, Sr)	website
USA	UC Berkeley	tests of fundamental physics, h/m , LMT, gravimeter (Cs, Li)	website
USA	JPL, Pasadena	applications in geodesy, gradiometry (Rb)	website
USA	Sandia National Lab., Albuquerque	high sampling rates, multi-axis, vapor cell (Cs, Rb)	website
USA	Draper Lab, Cambridge	LMT (Cs)	Ref. ¹⁹⁵
USA	Univ. Washington	LMT, BEC (Yb)	website
USA	<i>AO Sense Inc.</i>	gravimeter, inertial sensors (Rb)	website
USA	NIST, Boulder	miniature AI for inertial sensing (Rb)	website
USA	Northwestern Univ.	GW detection, LMT	website
USA	Goddard (NASA)	gradiometer	link

Table II. Table of the main actors in the field of inertial sensors based on free-falling cold atoms (**North America**). *Companies are shown in italics.*

country	institution	expertise (atomic species)	link
Australia	ANU, Canberra	gravimeter, gradiometer (Rb)	website
Australia	<i>Nomad Atomics</i> , Canberra	gravimeter (Rb)	website
China	WIPM, Wuhan	gravimeter, gyroscope, EP, GW (Rb, Sr, Cs) 10-meter fountain	website
China	Zhejiang Univ. and Zhejiang Univ. of Technology, Hangzhou	gravimeter, gradiometry (Rb)	66
China	Zhejiang Univ., Hangzhou	gravimeter (Rb)	website
China	HUST, Wuhan	gravimeter, gyroscope, EP (Rb)	website
China	NIM, Beijing	gravimeter (Rb)	64
China	CIMM, Beijing	gravimeter (Rb)	website
China	USTC, Hefei	gravimeter (Rb)	website
China	NUDT, Changsha	gravimeter (Rb)	
China	Tsinghua University, Beijing	cold atom beam gyroscope (Rb)	
Korea	KRISS, Daejeon	gravimeter (Rb)	article
India	IISER Pune	AI with BEC (Rb)	website
New Zealand	Univ. Otago	gravimeter (Rb)	website
Singapore	CQT	gravimeter (Rb)	website
Singapore	<i>Atomionics</i>	inertial sensors	website

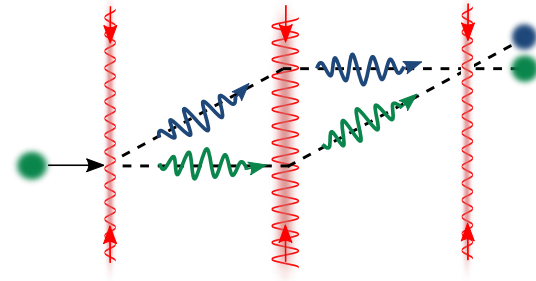
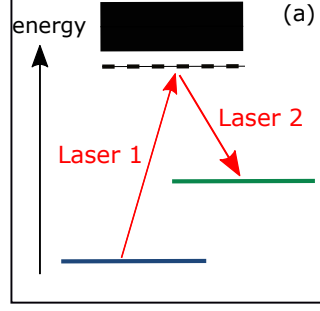
Table III. Table of the main actors in the field of inertial sensors based on free-falling cold atoms (**Asia and Oceania**). Companies are shown in *italics*.



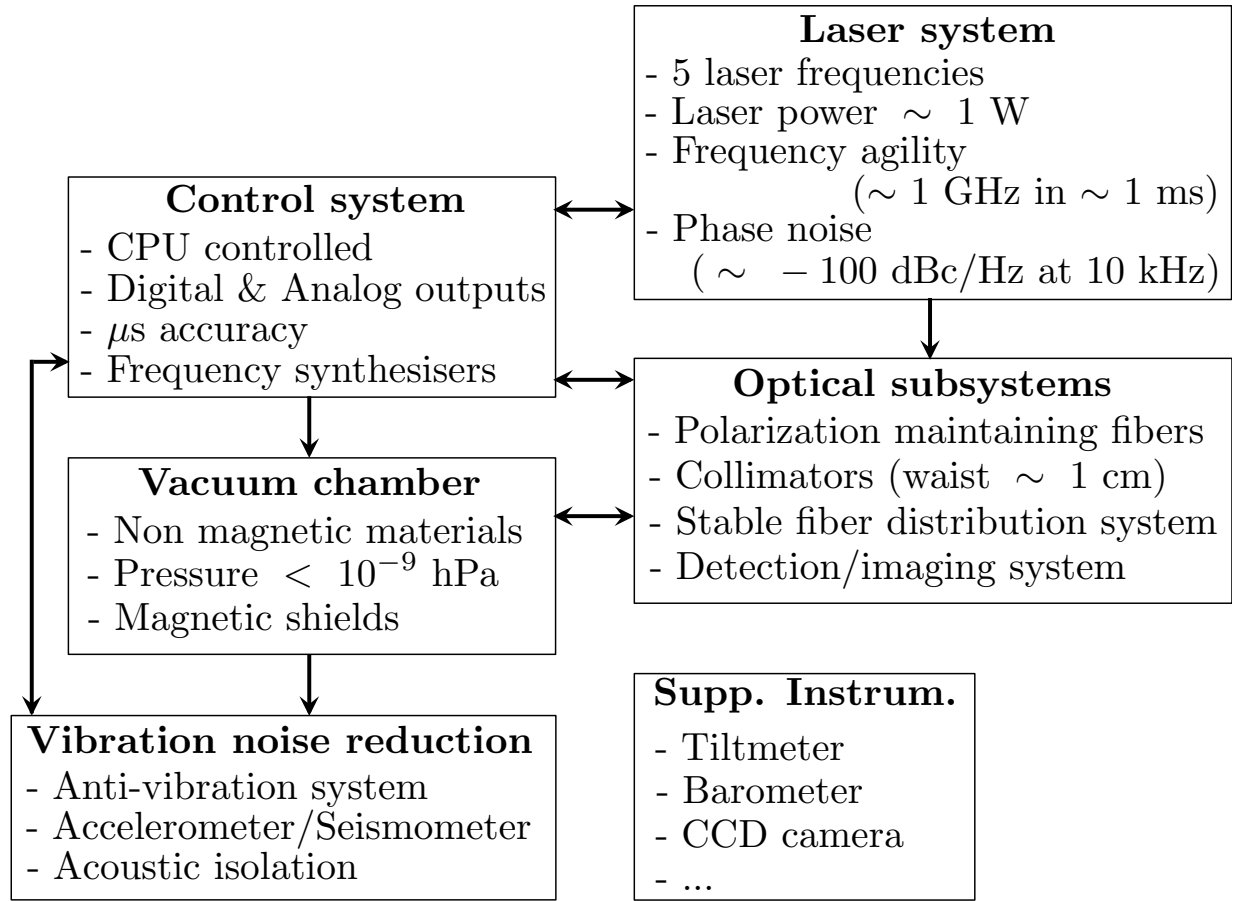
Figure 14. World-map with the different research groups and companies active in the field of cold-atom inertial sensors. List of groups as described in Tables I,II,III. Map realized with <https://fortress.maptive.com/>.

This is the author's peer reviewed, accepted manuscript. However, the online version of record will be different from this version once it has been copyedited and typeset.

PLEASE CITE THIS ARTICLE AS DOI: 10.1116/5.0009093

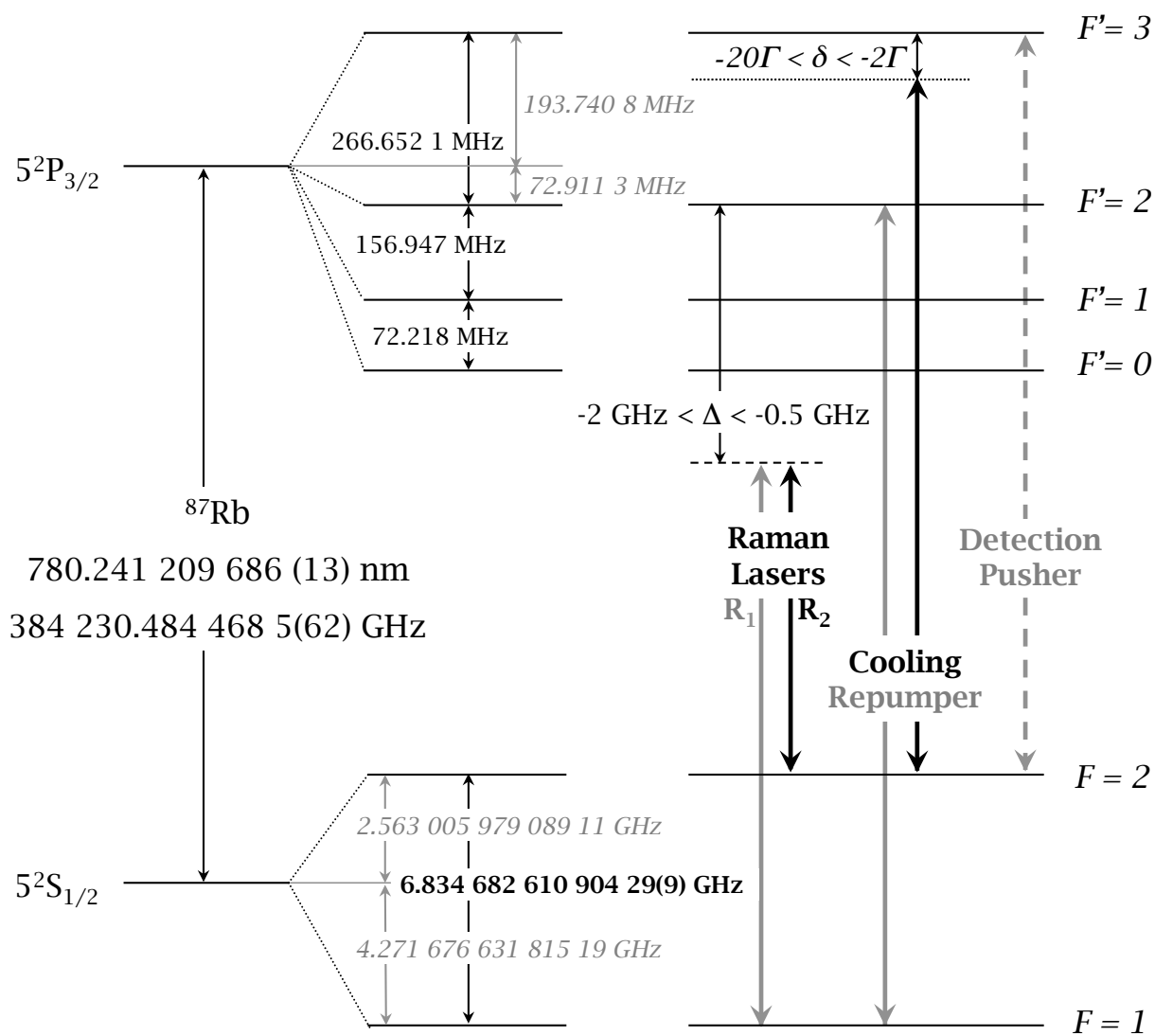


(c)



This is the author's peer reviewed, accepted manuscript. However, the online version of record will be different from this version once it has been copyedited and typeset.

PLEASE CITE THIS ARTICLE AS DOI: 10.1116/5.0009093



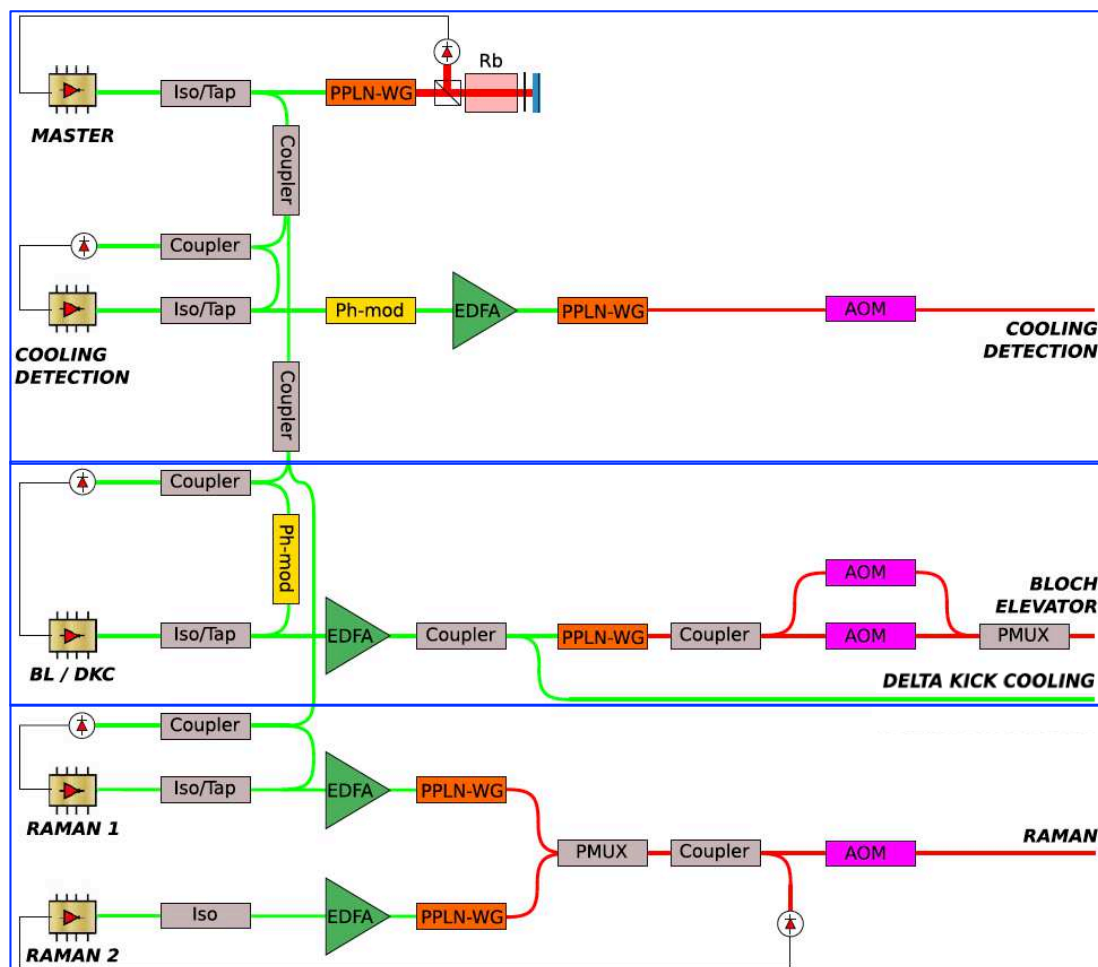
This is the author's peer reviewed, accepted manuscript. However, the online version of record will be different from this version once it has been copyedited and typeset.

PLEASE CITE THIS ARTICLE AS DOI: 10.1116/5.0009093

a)




b)



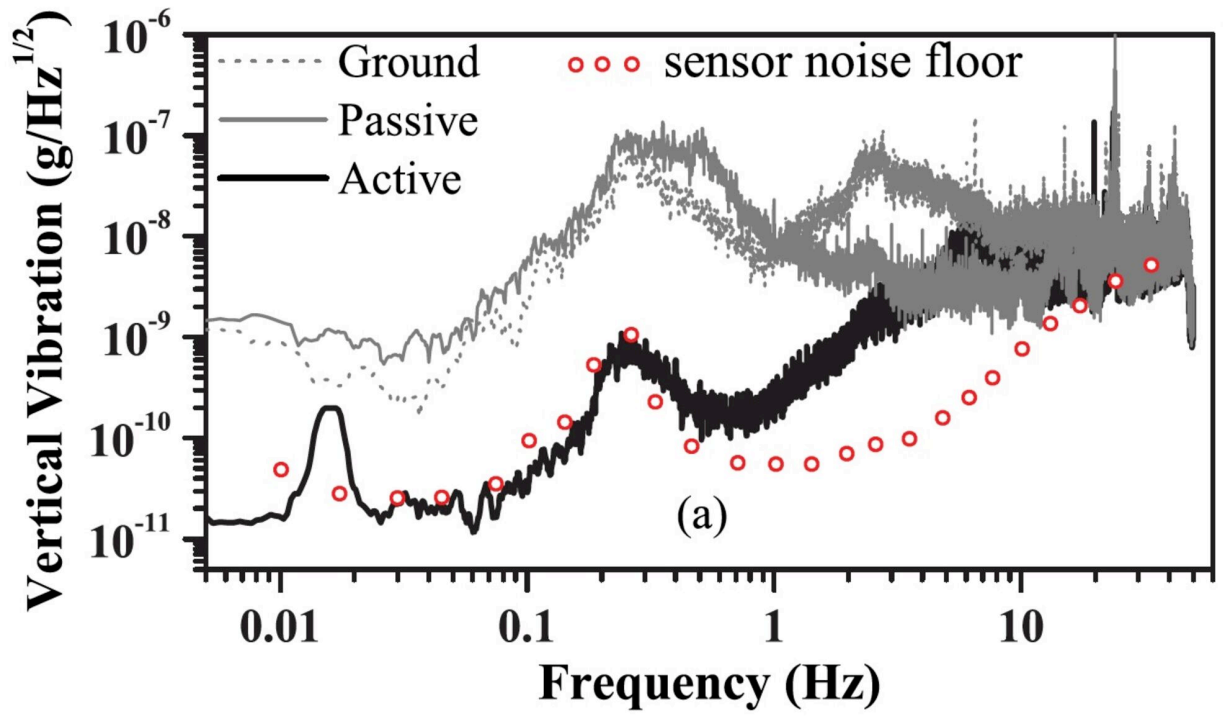
This is the author's peer reviewed, accepted manuscript. However, the online version of record will be different from this version once it has been copyedited and typeset.

PLEASE CITE THIS ARTICLE AS DOI: 10.1116/5.0009093



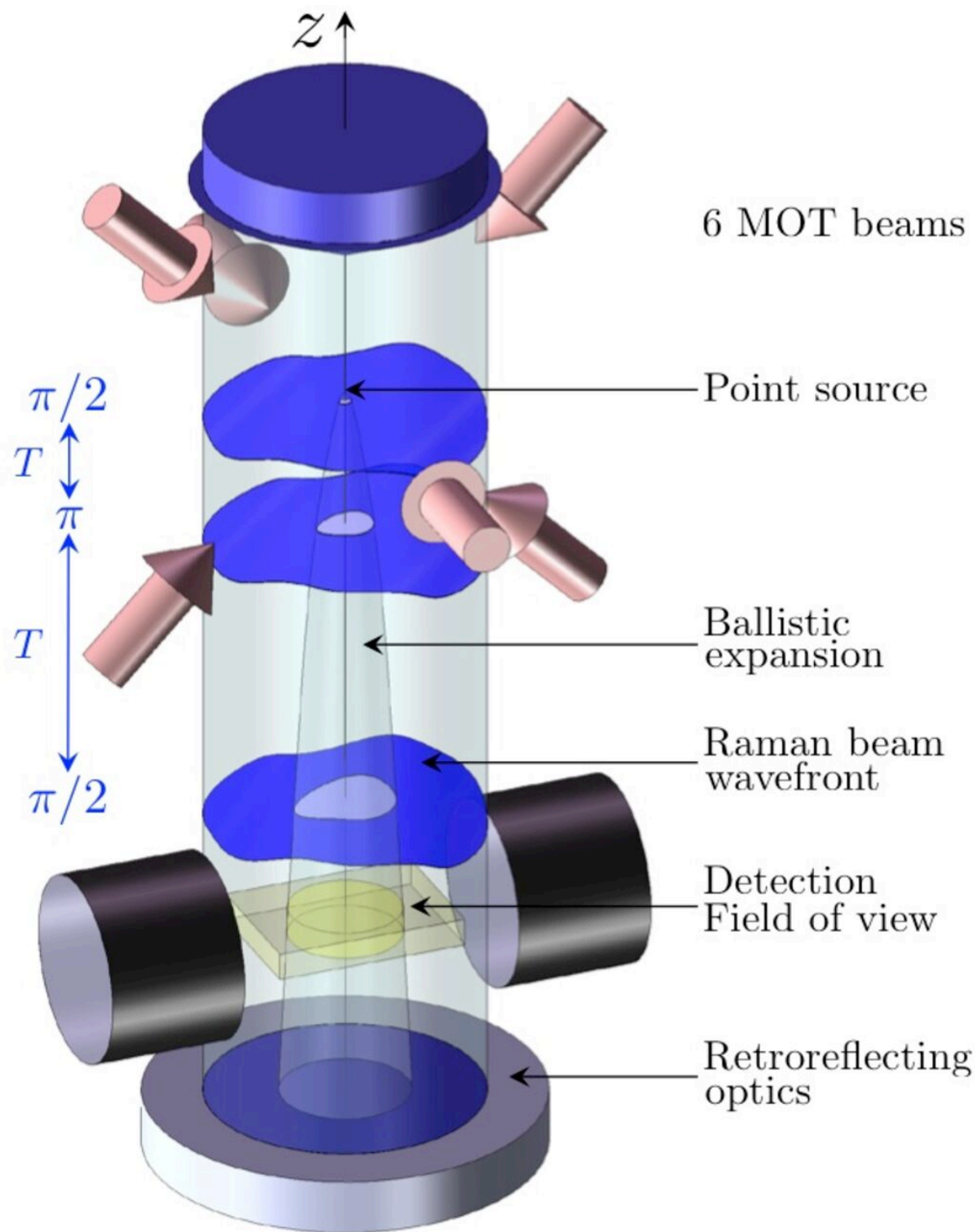
This is the author's peer reviewed, accepted manuscript. However, the online version of record will be different from this version once it has been copyedited and typeset.

PLEASE CITE THIS ARTICLE AS DOI: 10.1116/5.0009093



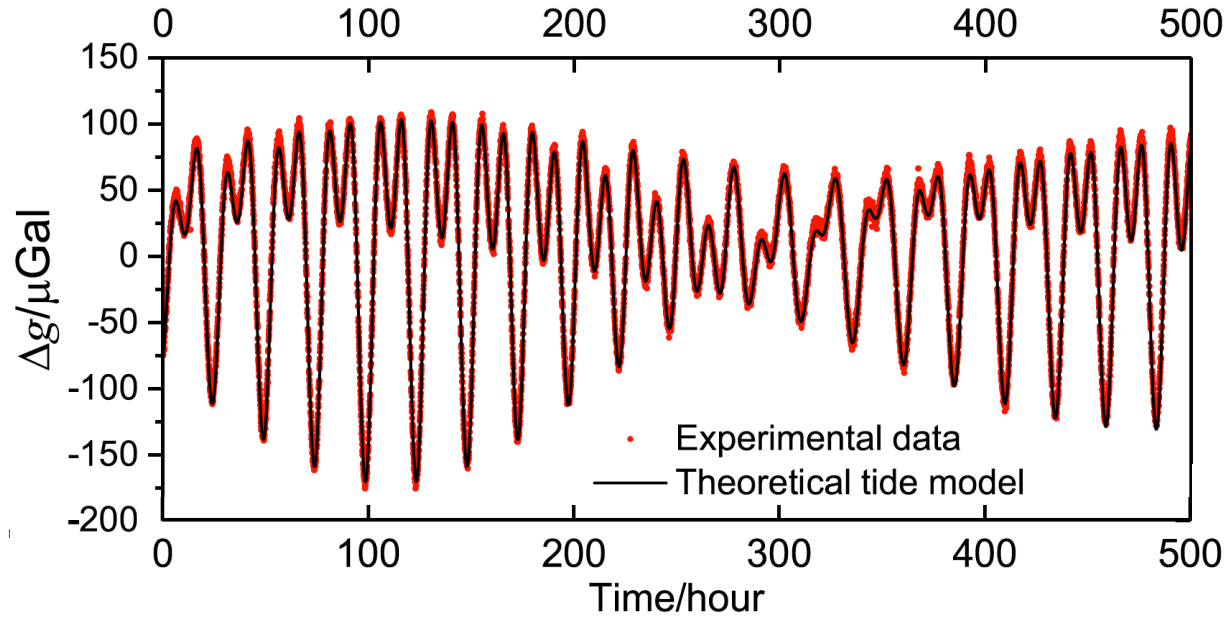
This is the author's peer reviewed, accepted manuscript. However, the online version of record will be different from this version once it has been copyedited and typeset.

PLEASE CITE THIS ARTICLE AS DOI: 10.1116/5.0009093



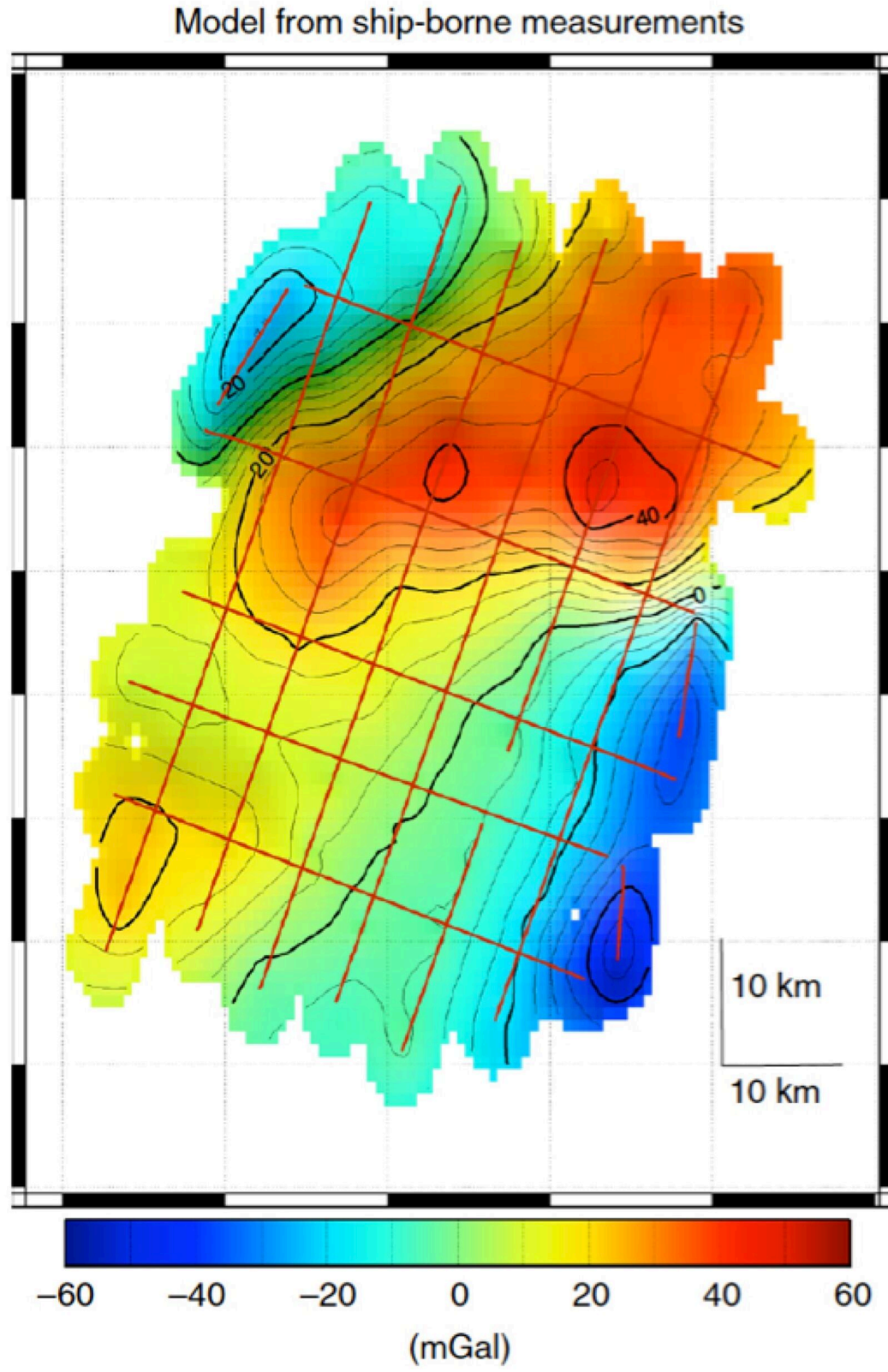
This is the author's peer reviewed, accepted manuscript. However, the online version of record will be different from this version once it has been copyedited and typeset.

PLEASE CITE THIS ARTICLE AS DOI: 10.1116/5.0009093



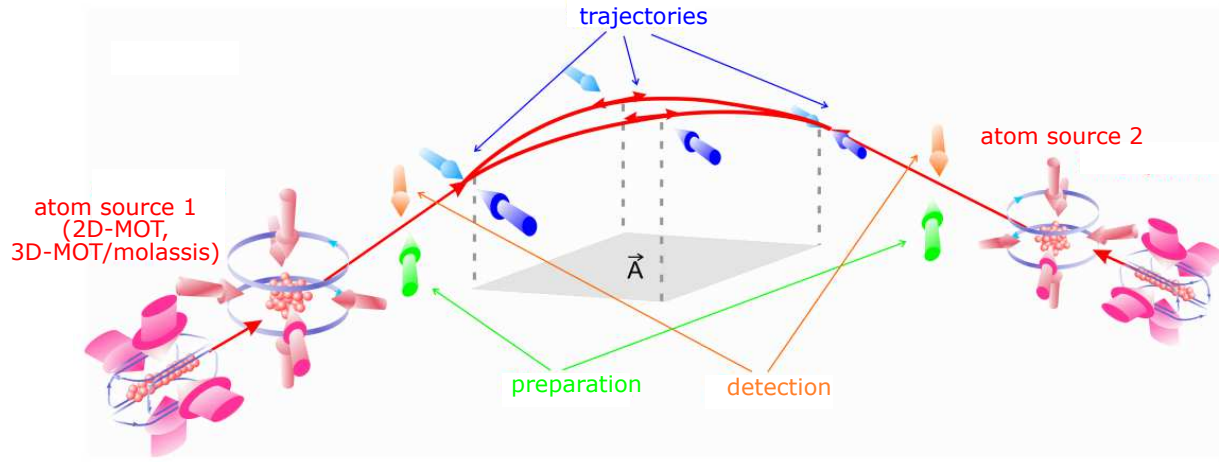
This is the author's peer reviewed, accepted manuscript. However, the online version of record will be different from this version once it has been copyedited and typeset.

PLEASE CITE THIS ARTICLE AS DOI: 10.1116/5.0009093



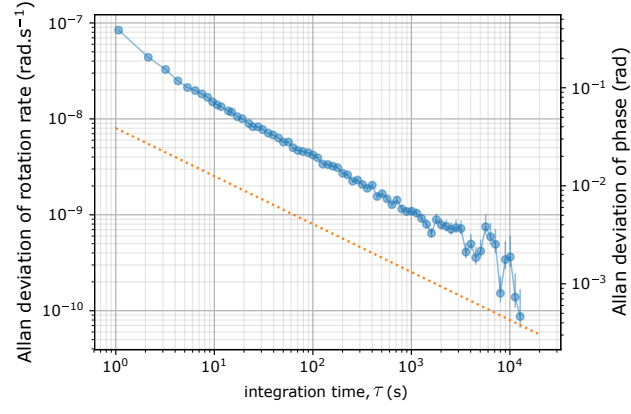
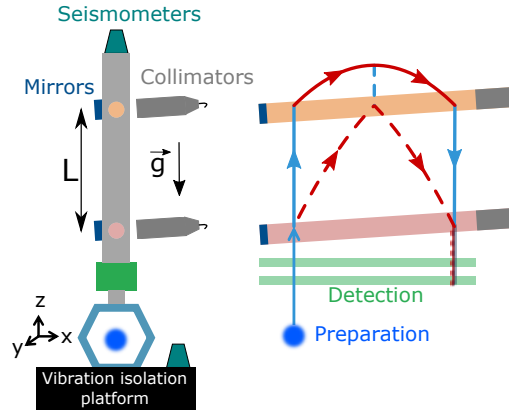
This is the author's peer reviewed, accepted manuscript. However, the online version of record will be different from this version once it has been copyedited and typeset.

PLEASE CITE THIS ARTICLE AS DOI: 10.1116/5.0009093



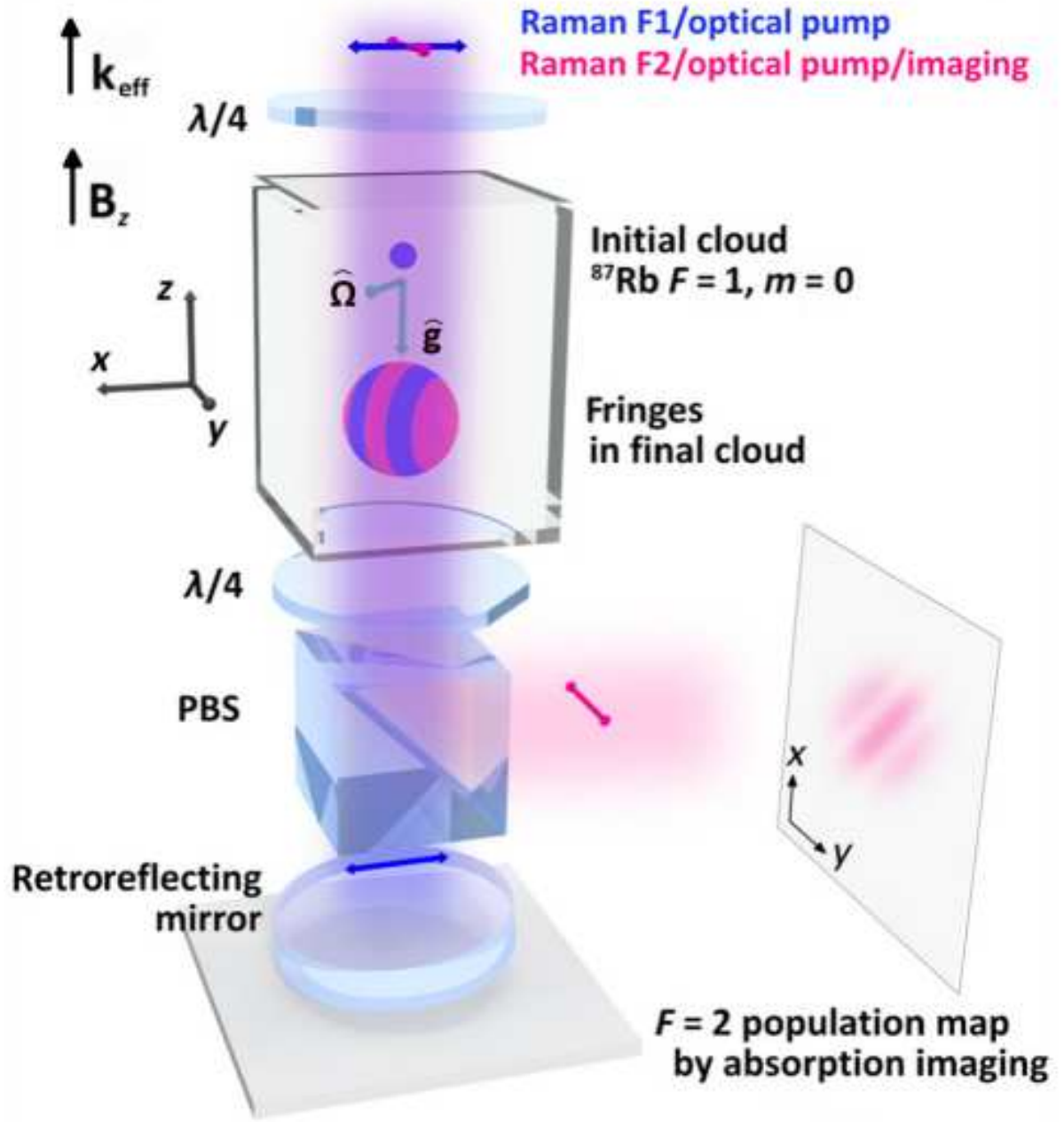
This is the author's peer reviewed, accepted manuscript. However, the online version of record will be different from this version once it has been copyedited and typeset.

PLEASE CITE THIS ARTICLE AS DOI: 10.1116/5.0009093



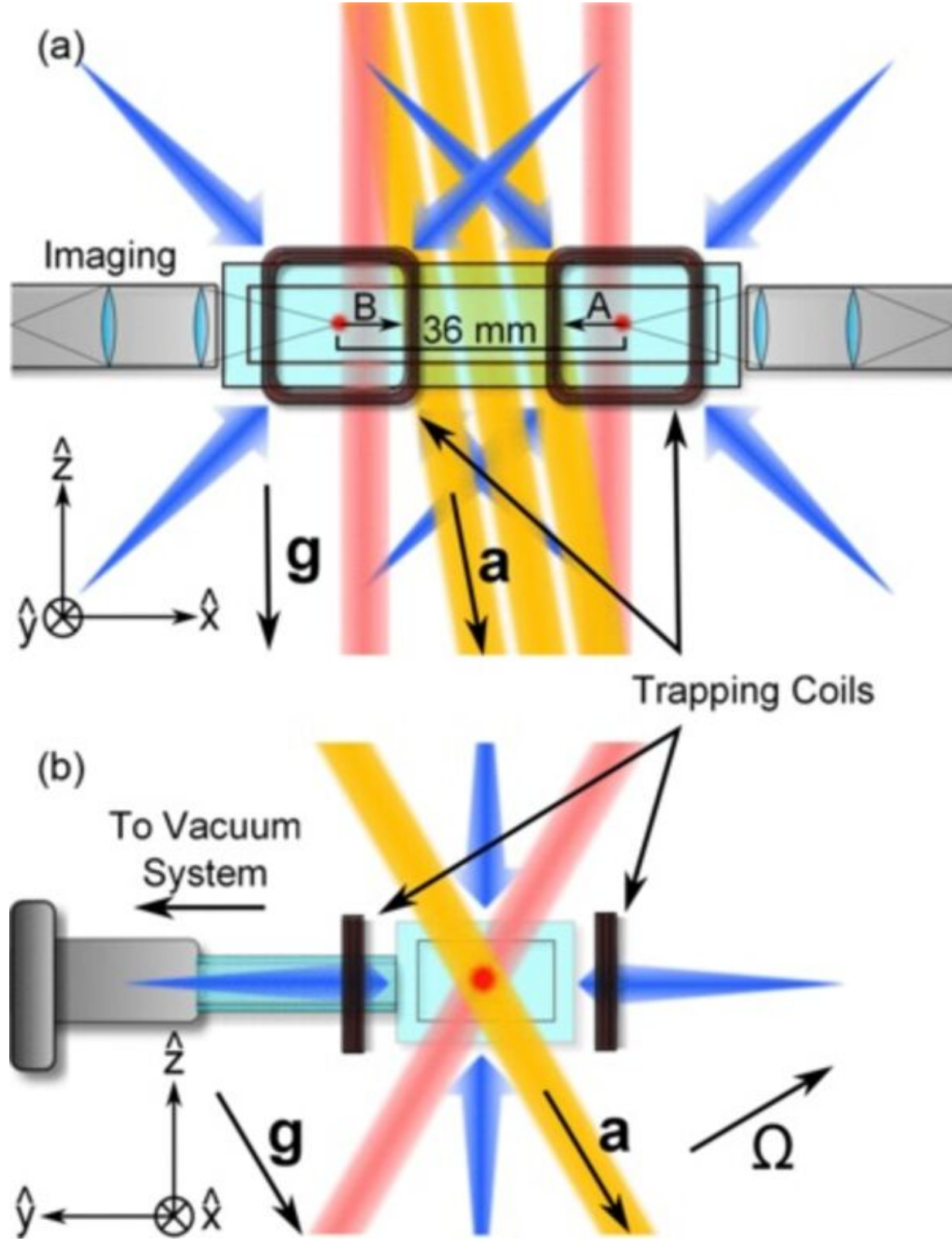
This is the author's peer reviewed, accepted manuscript. However, the online version of record will be different from this version once it has been copyedited and typeset.

PLEASE CITE THIS ARTICLE AS DOI: 10.1116/5.0009093



This is the author's peer reviewed, accepted manuscript. However, the online version of record will be different from this version once it has been copyedited and typeset.

PLEASE CITE THIS ARTICLE AS DOI: 10.1116/5.0009093



This is the author's peer reviewed, accepted manuscript. However, the online version of record will be different from this version once it has been copyedited and typeset.

PLEASE CITE THIS ARTICLE AS DOI: 10.1116/5.0009093

